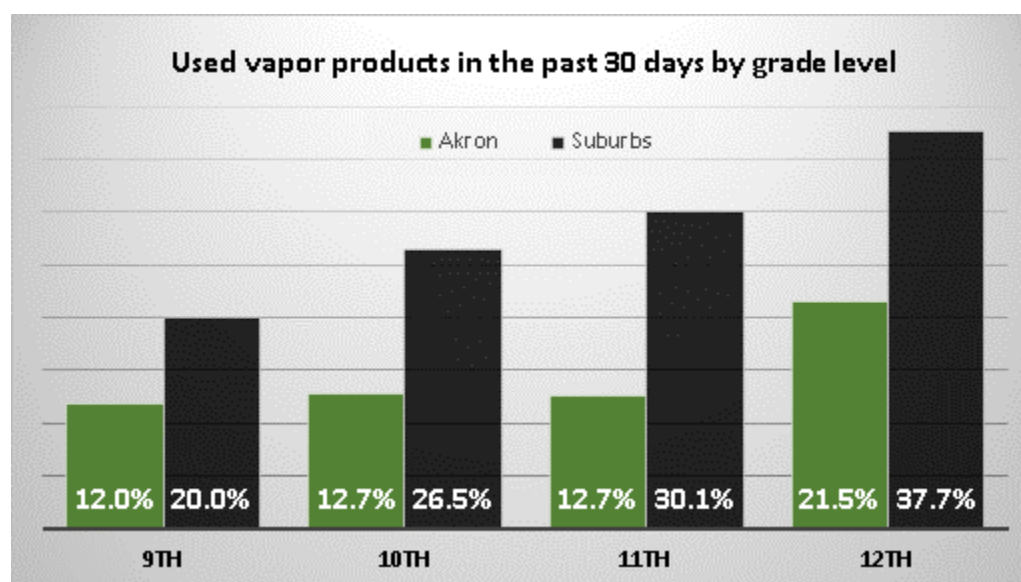









2019 Summit County Youth Risk Behavior Survey Smoking Data

A few important data points to note:

- Traditional high school cigarette smoking fell from 13.5% to 5.8%
- High school e-cigarette (vaping) use is at 25%
- 42% of HS students have tried an e-cigarette and of those students, almost 11% tried the product at the age of 12 or younger.
- Almost 9% of middle schoolers use e-cigarettes and 16% have tried at least once. Over half of the middle school students who have used an e-cigarette tried the product before the age of 11.
- E-cigarette use is significantly higher in the Summit County surrounding communities vs the City of Akron



Traditional Tobacco Use Among High School Students in Summit County, 2013 and 2019

Questions	Point Estimate		Trend	Change since 2013	Is the change statistically significant? ¹
	2013	2019			
Ever used a tobacco product	24.9%	25.8%		+0.9%	No
Used tobacco before age 13	9.3%	7.1%		-2.2%	Yes
Smoked cigarettes in last 30 days	13.5%	5.8%		-7.7%	Yes
Smokeless tobacco in last 30 days	7.6%	2.8%		-4.8%	Yes
Smoked cigars in last 30 days	16.2%	9.4%		-6.8%	Yes

E-Cigarette Use Among High School Students in Summit County, 2013 and 2019

Questions	Point Estimate		Trend	Change since 2013	Is the change statistically significant? ¹
	2013 ²	2019			
Ever used e-cigarettes	0.0%	42.3%	--	--	--
Used e-cigarettes before age 13 ³	0.0%	10.7%	--	--	--
Used e-cigarettes at least once in the past 30 days	0.0%	25.0%	--	--	--
Used e-cigarettes on at least 20 of the past 30 days ³	0.0%	27.1%	--	--	--

¹ An estimate is considered statistically significant if their margins of error do not overlap, meaning that the differences are real and not apparent. However, while differences might not be statistically significant they may still be meaningful, especially when considered in context with other indicators.

² These questions were not asked in 2013 because e-cigarettes were a new product at that time and hadn't yet achieved widespread use

³ Shown as a percent of those who ever used e-cigarettes

Traditional Tobacco Use Among Middle School Students in Summit County, 2013 and 2019

Questions	Point Estimate		Trend	Change since 2013	Is the change statistically significant? ¹
	2013	2019			
Ever used a tobacco product	8.7%	8.6%		-0.1%	No
Used tobacco before age 11	3.1%	3.0%		-0.1%	No
Smoked cigarettes in last 30 days	4.2%	1.9%		-2.3%	Yes
Smokeless tobacco in last 30 days	2.6%	1.0%		-1.6%	Yes
Smoked cigars in last 30 days	5.1%	2.6%		-2.5%	Yes

E-Cigarette Use Among Middle School Students in Summit County, 2013 and 2019

Questions	Point Estimate		Trend	Change since 2013	Is the change statistically significant? ¹
	2013 ²	2019			
Ever used e-cigarettes	0.0%	16.3%	--	--	--
Used e-cigarettes before age 11 ³	0.0%	54.5%	--	--	--
Used e-cigarettes at least once in the past 30 days	0.0%	8.7%	--	--	--
Used e-cigarettes on at least 20 of the past 30 days ³	0.0%	9.2%	--	--	--

¹ An estimate is considered statistically significant if their margins of error do not overlap, meaning that the differences are real and not apparent. However, while differences might not be statistically significant they may still be meaningful, especially when considered in context with other indicators.

² These questions were not asked in 2013 because e-cigarettes were a new product at that time and hadn't yet achieved widespread use

³ Shown as a percent of those who ever used e-cigarettes