

Ohio PREP Region 8 Data Report

Prepared by: Ohio University's Voinovich School of Leadership and Public Affairs

January 2018



Ohio
Department of Health



OHIO
UNIVERSITY
Voinovich School of
Leadership and Public Affairs

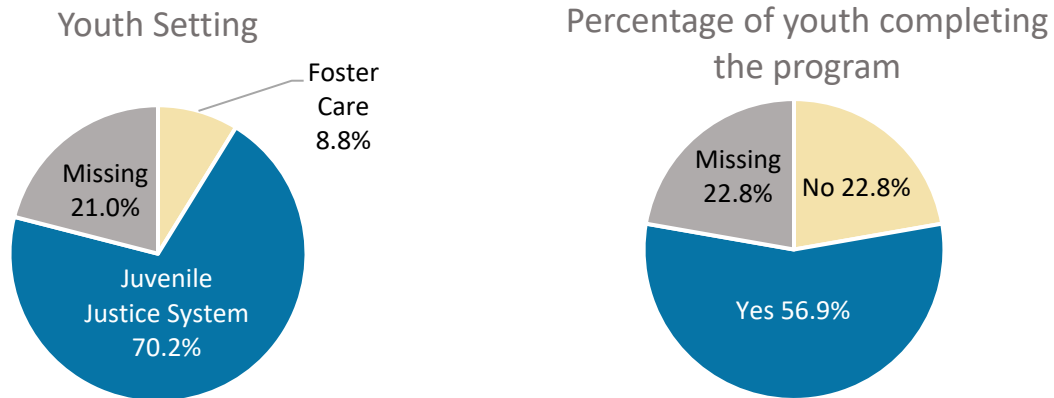


Department of
Youth Services

Introduction

This report provides data from 2013 through July 2017 for Ohio PREP Region 8. The intention of this report is to provide an overall picture of regional results. Please note there may be instances where data collected, are not included. This could occur for a variety of reasons including missing response, incorrectly formatted ID numbers or incorrect forms used. All available usable data are included when possible.

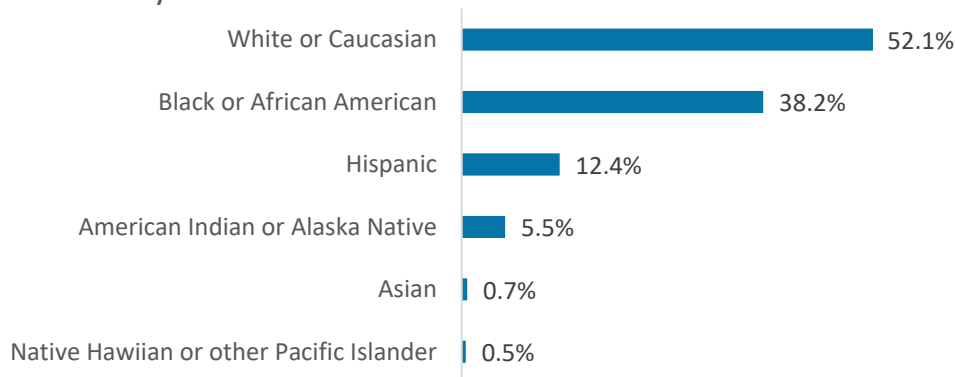
Demographics



- ✓ A majority of PREP youth (64%) are male. (Male and female were the only gender options on the survey.)
- ✓ PREP youth range from 14 to 18 years old, with an average age of 16.

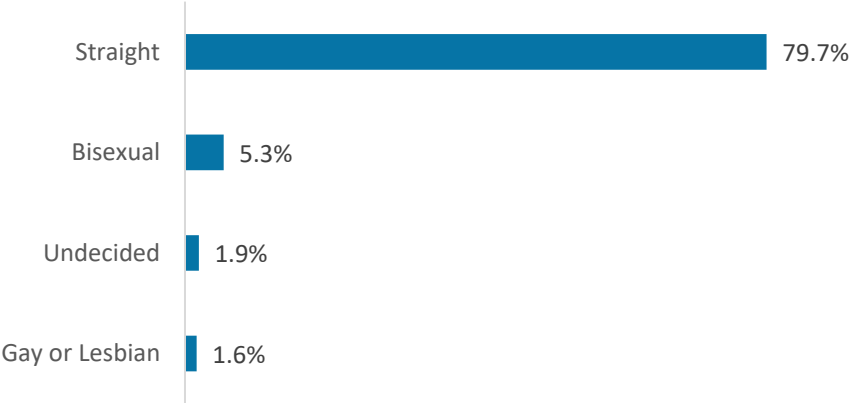
The majority of Region 8 youth are white (52%) or black (38%). Twelve percent of participants are Hispanic. Of those 51 individuals, 53% are Mexican, Mexican American, or Chicano/a, 26% are Puerto Rican, 4% are Cuban, and 16% are another Hispanic, Latino/a, or Spanish origin. Two percent chose multiple Hispanic types. The chart below shows the self-reported race of participants. Participants may choose more than one option.

Half of students report white or Caucasian race, and nearly 40% are black or African American.



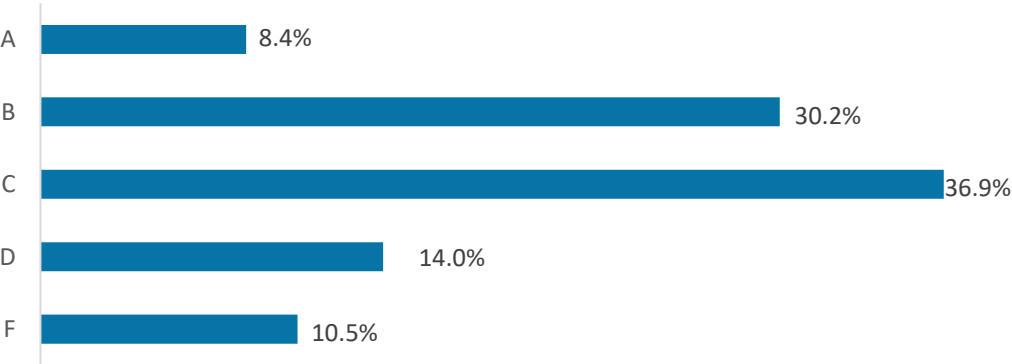
Participants were asked to select all categories that describe their sexual identity. As shown below, the majority chose “straight,” although more than one response could have been selected. Five percent reported identifying as bisexual, 2% undecided, and almost 2% gay or lesbian.

Most respondents self-report straight identification.



At entry, 371 participants described their grades in the last 12 months; the majority indicated receiving B's and C's.

67% of participants report earning mostly B's and C's in the last 12 months



In response to questions about what they learned and liked best youth report very positively and are able to state important and relevant points. See comments in the box to the right.

Attendance

Instructors turn in attendance sheets at the end of every training, the sheets include the dates they started and ended the curriculum. Across the State, the evaluators are able to distinguish 335 cohorts from 2013 to 2017, 40 of which are from Region 8. The 335 cohorts range in class size from two students to 43, with an average of just under nine. The average time to complete the program among these 335 cohorts is 49 days, with a minimum of one and a maximum of 249 (cohorts with one day between, completed the programming in two consecutive days). The average days to complete the curriculum in Region 8 is 25. The curriculum is intended to be completed within 30 days.

Region	Number of Cohorts	Average days to complete	Minimum Days	Maximum Days
Region 8	40	25	1	137

A total of 418 youth attended at least one day of the PREP program and 247 completed at least 75% of the curriculum. Close to three fourths of youth who completed 75% of the curriculum had pre and post matched data.

Metric	Number/Percent
Number of youth who attended at least one session	418
Number of youth who completed 75% of the curriculum	247
Number of youth with matched data	201
Percentage of youth who completed 75% of the program with matched data	81%
Percentage of youth who attended at least one session and had matched data	48%

Region 8 Youth Comments

Most important points they learned in PREP:

“How to prevent STDs.”

“Always use condoms/protection.”

“How to prevent pregnancy”.

“Money management.”

“Always save money to reach what you want.”

“Setting your goals.”

“Try and protect or prevent sex.”

“To be responsible when involved in a relationship.”

“To manage money better.”

Youth Sexual Activity and Pregnancies

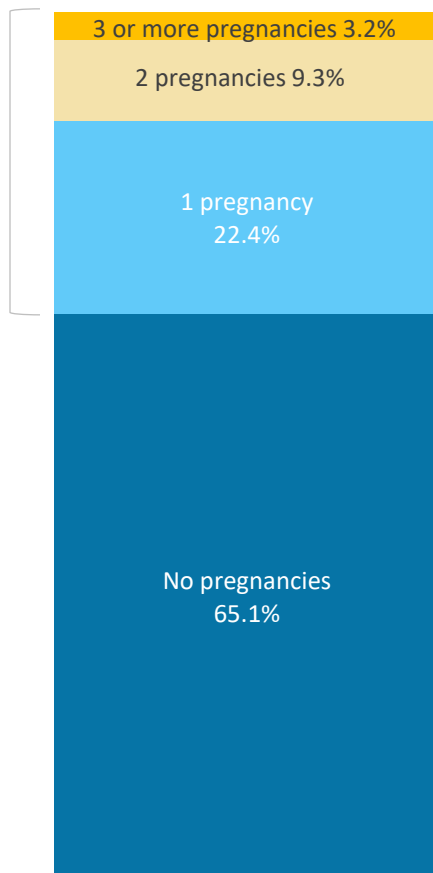
Of all participants answering the question (366), 86.1% report having had sexual intercourse, described as “the act that makes babies.” The charts on this page focus on that 86.1%.

Participants are asked, to the best of their knowledge, how many times they have been pregnant or gotten someone pregnant, to which 312 responded.

86% of PREP youth entering the program have had sex.

Of those PREP youth who have had sex...

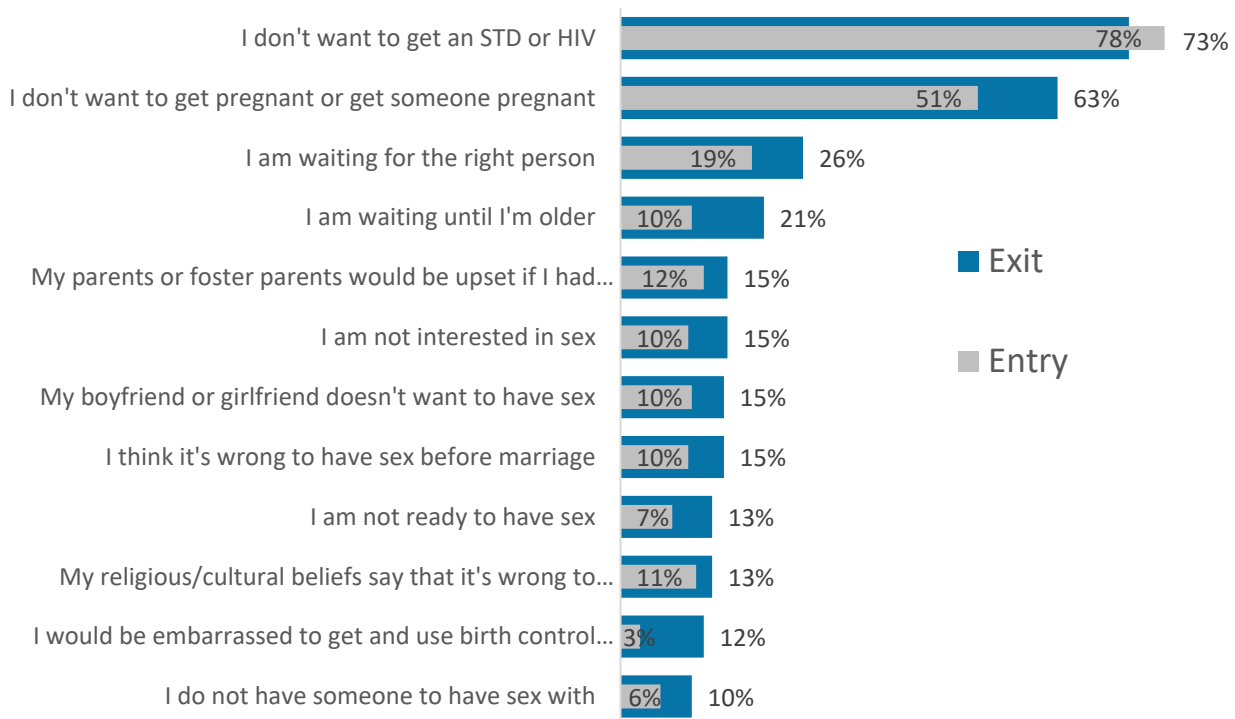
Almost 35% have experienced at least one pregnancy.



Almost 65% have had two or more partners in the last 3 months



The chart below illustrates the top twelve reasons for not having sex in the future (out of eighteen possible reasons, youth could select more than one reason). Responses are from youth with a matched entry and exit survey, and who completed 75% of the curriculum. At exit, most youth indicated that not wanting to get STDs/HIV or to cause a pregnancy were reasons not to have sex. The biggest increase was among youth who indicated that they did not want to cause a pregnancy.



Region 8 youth report wanting to learn more about:

“How to achieve and when to find a job that fits me.”

“How to communicate with parents about the idea of sex.”

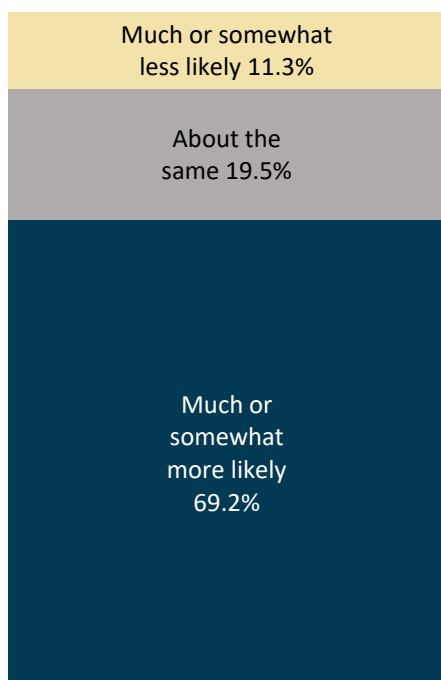
“Would like to learn effective ways to have a healthy relationship.”

“What would help is to teach teens way to find support in others when faced with sex related problems.”

“How to control your anger.”

Intention to Use Condoms

PREP is having a positive influence on youth regarding condom use. On exit, the majority of youth (69% or 153 individuals) reported that they are somewhat more likely or much more likely to use condoms.



Likelihood of using condoms on EXIT

Region 8 youth report what they liked best about PREP:

"I liked that we had people other than our parents to talk to about sexual matters."

"This has answered many of the questions I have about my future."

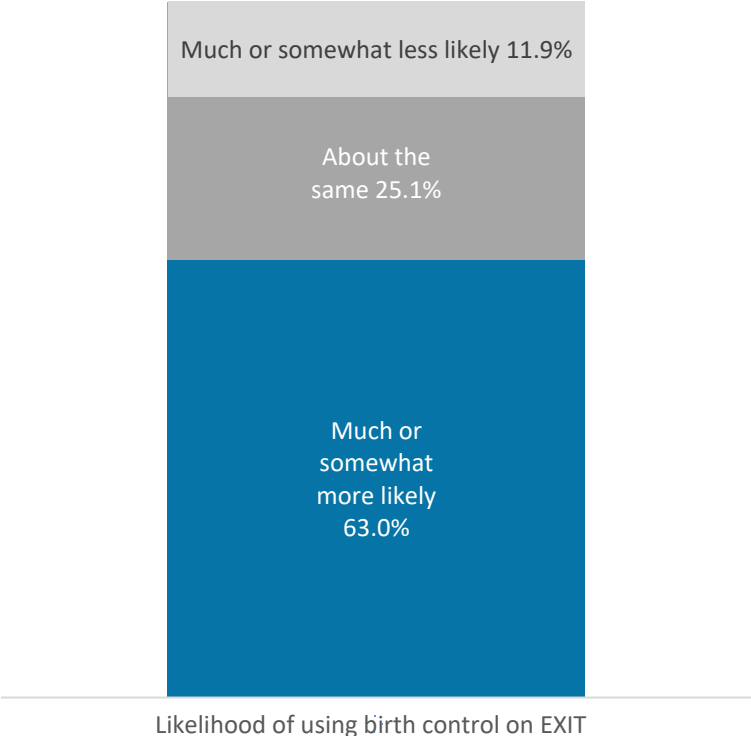
"I liked that the program was very educational and non-judgmental."

"I like how it was all able to be used in the real world."

"I like most in this program is the sexual part because people my age like to have unprotected sex"

Intention to use hormone-based birth control

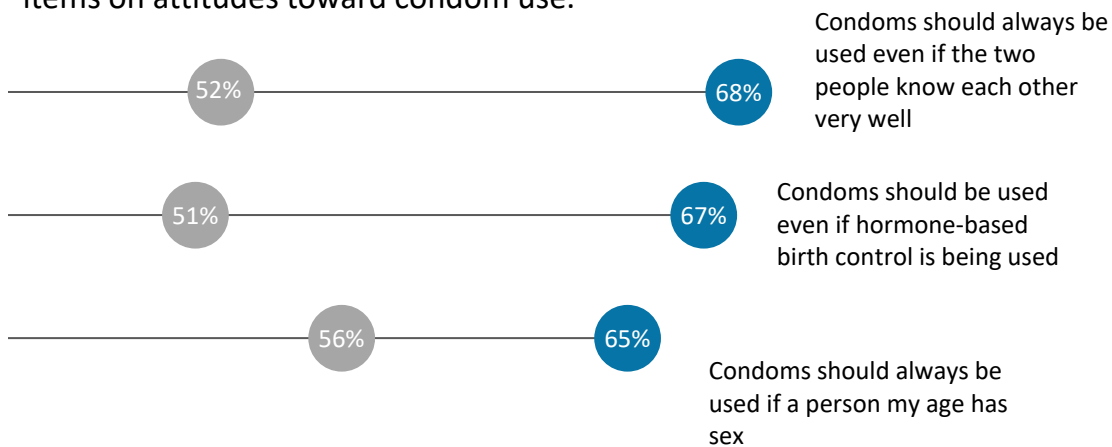
On exit, 63% of Region 8 youth (138 individuals) reported that they are somewhat more likely or much more likely to use hormone-based birth control as a result of participating in the program.



Attitudes toward condom use

Compared to state level data, Region 8 youth had a higher percentage of improvement from Entry and Exit scores regarding whether condoms should always be used even if the two people know each other very well and also regarding whether condoms should be used even if hormone birth control is being used. However, the exit percentage agreeing with the statement was still slightly lower for youth in the region.

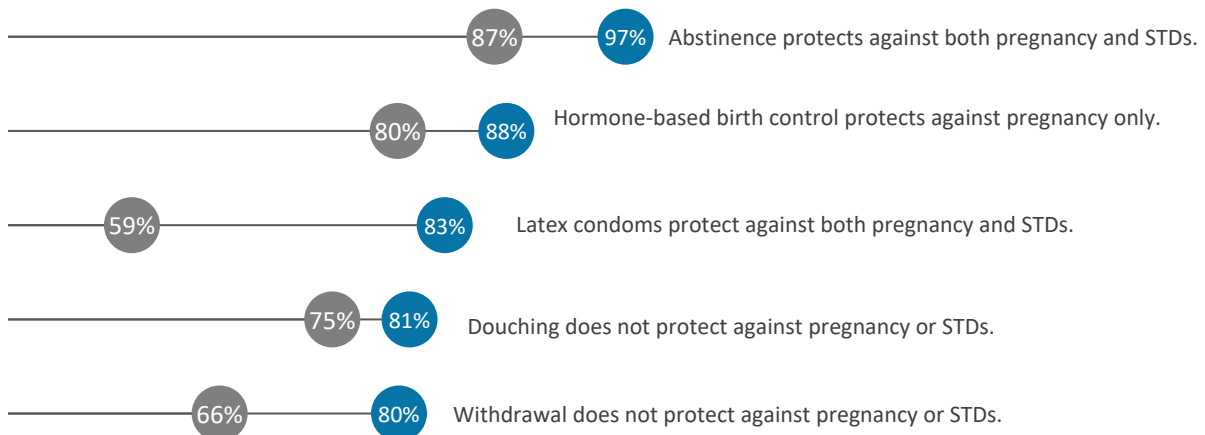
There is improvement on the **Exit survey** related to all three items on attitudes toward condom use.



Knowledge of STD/HIV and Pregnancy Prevention

Regarding knowledge of STD and pregnancy prevention, the greatest gains are in knowledge of condom effectiveness and withdrawal ineffectiveness for pregnancy and HIV/STD prevention. Almost all youth know that abstinence protects against both pregnancy a

From **Entry** to **Exit**, there is greatest improvement in youth knowledge that condoms prevent both STDs and pregnancy.




Intentions to Engage in Safe Sexual Behavior

Participants are asked “if you were going to have sex, could you:”

- Buy a condom?
- Talk about using condoms with your partner before having sex?
- Insist on using a condom if your partner didn’t want to use one?
- Ask your partner to use condoms even if the two of you had sex before without using condoms?
- Keep from having sex if neither you nor our partner had any form of birth control?
- Use a condom without spoiling the mood?

Responses are on a four point scale, from *I’m sure I could not* to *I’m sure I could*. The chart below represents *I’m sure I could* responses.

From Entry to Exit there is improvement in the percentage of youth indicating they could ask to use a condom even if the two had prior unprotected sex.



Youth Satisfaction

In response to questions about making improvements to the program, the majority of youth reported “none,” “nothing,” or instead provided compliments about enjoying the program. Similar responses were provided when asked what they liked least about the PREP program.

The majority of Region 8 PREP participants generally felt respected, able to ask questions, and thought the material was presented clearly. Fewer youth report they were interested in the sessions most or all of the time; this percentage is slightly lower than the state level data which showed 68% of youth indicating they were interested in the sessions most or all of the time.

Region 8 Youth Comments

Youth ideas to improve the program:

“Do more hands-on activity, more fun games/lessons.”

“Find educational games to go along with the activities.”

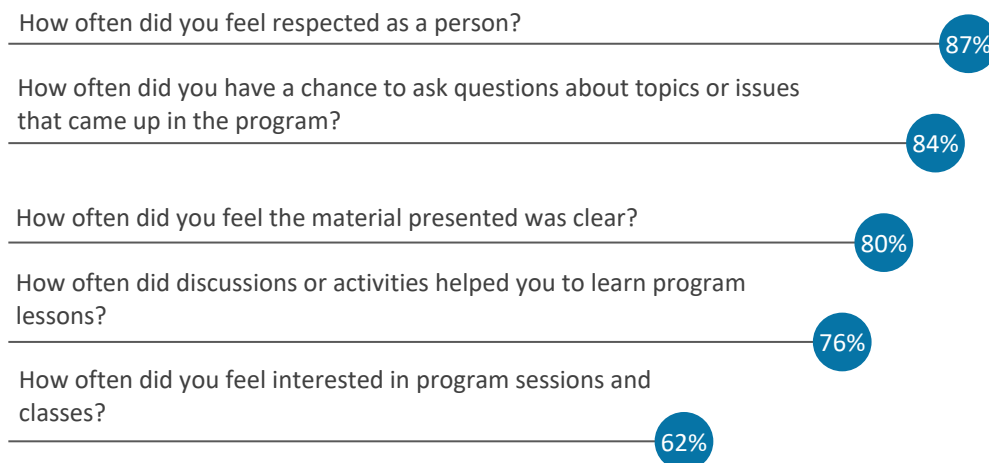
“No, this program was great.”

What they liked least about the program:

“How long it was.”

“Some topics were weird to talk about.”

Youth impressions of the PREP program at Exit.



% of PREP youth selecting "most of the time" or "all of the time"

The majority of PREP youth in Region 8 also have high rates of reporting youth are never bullied or teased due to race or ethnicity, nor are they teased or bullied because of sexual orientation. Fewer report they were never teased at all, although this percentage is slightly higher than the state level data in which 77% of youth report they were never teased.

At Exit, most youth report bullying never occurred at PREP.

