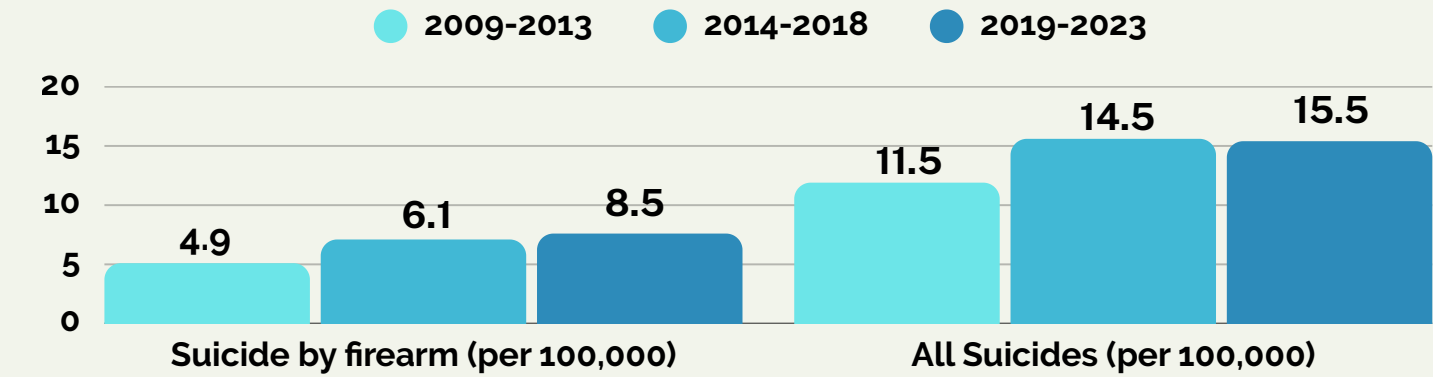


Suicides In Summit County

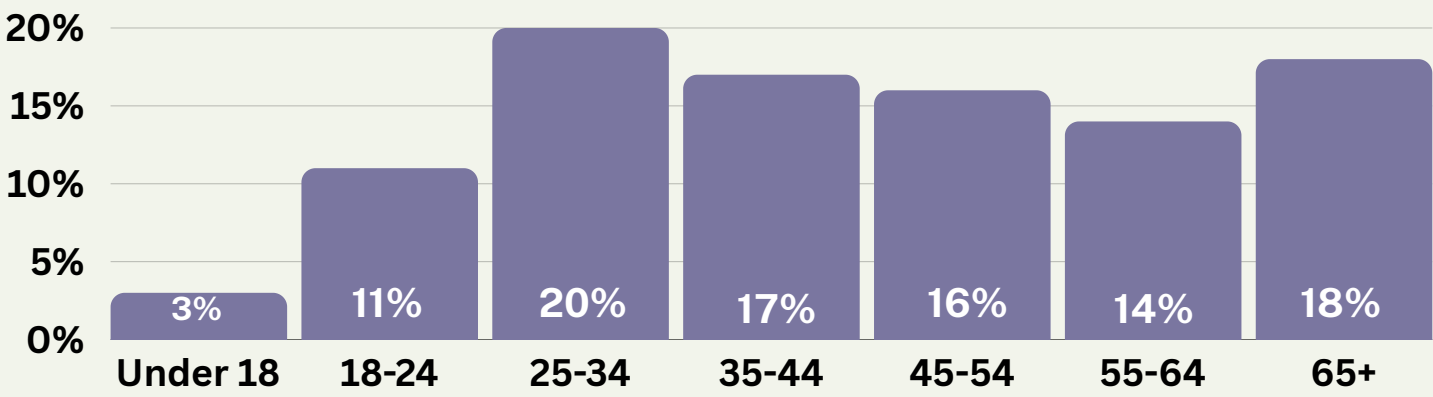
SCPH INFOGRAPHIC SERIES

TRENDS IN SUICIDE RATES

Suicide rates have been rising since 2009. Suicides caused by firearms are driving the increase.

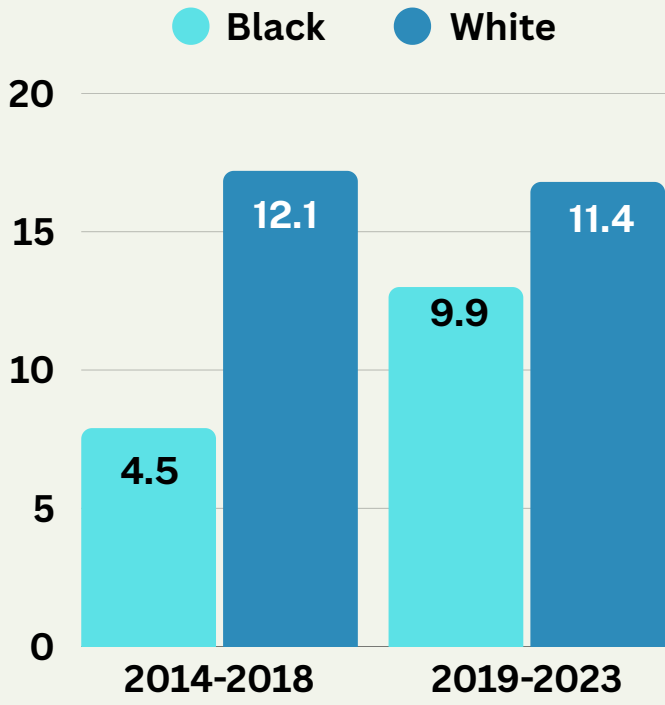



SUICIDE DEMOGRAPHICS, 2019-2023



Age: Suicides are rare before age 18, but happens more often as people approach middle age. People ages 45-54 make up one-fifth of all suicides in Summit County.

Sex: Males make up the vast majority of suicide deaths, 79% vs. 21% for females. This is also true nationally, and has been consistent in Summit County since at least 2009.



Race: The suicide rate for Black individuals rose by 65% between 2014-2018 and 2019-2023. The White individual rate went down by 2% during that same period.

OTHER SUICIDE FACTS

Educational Attainment:

Two-thirds of Summit County suicides are among those with a high school, GED, or lower educational level.

Marital Status:

Two-thirds of Summit County suicides are among those who were single and never married or divorced.

Causes of death:

Suicides are the 2nd leading cause of death among those ages 15-34.

For more information, download our suicide data brief:

[SCPH Suicide Data Brief](#)



[@SCPHOH](#)



www.scph.org



(330) 923-4891



scph.org/epidemiology-biostats