



# Summit County Public Health Influenza Surveillance Report 2025 – 2026 Season

## Report #11

Flu Surveillance Weeks 12 & 13 (12/21/2025 to 1/3/2025)  
Centers for Disease Control and Prevention MMWR Weeks 52 & 53



Public Health  
Prevent. Promote. Protect.

### Summit County Surveillance Data:

In **Weeks 12 & 13** of influenza surveillance, influenza-related activity remained elevated in Summit County.

Table 1: Overall Influenza Activity Indicators in Summit County by week

	Week 12 MMWR 52 N (%)	Week 13 MMWR 53 N (%) <sup>1</sup>	Percent change from previous week	Number of weeks increasing or decreasing
<b>Lab Reports: Influenza</b>				
<u>Test Performed</u>	1913	1955	2.2%	4↑
<u>Positive Tests (Number and %)</u>	679 (35.5%)	534 (27.3%)	-23.0%	1↓
Influenza A (Number and %)	624 (32.6%)	487 (24.9%)	-23.6%	1↓
Influenza B (Number and %)	55 (2.9%)	47 (2.4%)	-16.4%	1↓
<b><u>Acute care hospitalizations for Influenza:</u></b>	131	125	-4.6%	1↓
<b>Schools absenteeism<sup>2</sup></b>	-	-	-	-
<b>Deaths (occurred in Summit County)<sup>***</sup></b>				
Pneumonia associated	-	-	***	-
<u>Influenza associated</u>	-	-	***	-
COVID-19 associated	-	-	***	-
<b>Emergency room visits (EpiCenter)<sup>3</sup> (Figure 3)<sup>**</sup></b>				
Total ED Visits	7574	7292	-3.7%	1↓
Constitutional Complaints	1372	1304	-1.3%	1↓
<u>Fever and ILI</u>	255	182	-25.9%	1↓
<p>1) School Absence is for any reason. Percent is from total number of students enrolled. Data was collected from approx. 6 schools or school districts throughout Summit County (n = approx. 30,000 students)</p> <p>2) Notable changes in Epicenter data are the result of a change in reporting practices from at least one of the reporting facilities. **These figures should not be compared to previous year's reports** Notable decrease/ elimination of ER Related data may be the result of a reporting delay and not reflective of actual trends. This will be revised in future reports.</p> <p><b>Note: Data is provisional and may be updated as more information is received.</b> Data displayed in all sections of this table, apart from Emergency Room visits, is voluntarily provided by participating facilities located in Summit County. Percentages should be interpreted with caution. Small changes in number can result in large changes in percent. When a percentage, or prevalence, is available in this table, the percent change will be calculated from those values</p>				

#### Lab reports:

During week 12 and 13 of influenza surveillance, reporting Summit County facilities performed 3,868 tests of which, 1,213 had positive results. **(Figure 4) Note: Influenza data are collected from selected reporting partners and do not represent positivity rates for the entire county.**

#### Acute Care

#### Hospitalizations:

There were 256 reported hospital admissions during weeks 12 and 13. **Figure 2** displays hospitalizations in Summit County.

#### School absenteeism:

Includes absences regardless of reasoning. Due to the holiday break, data is not available at this time.

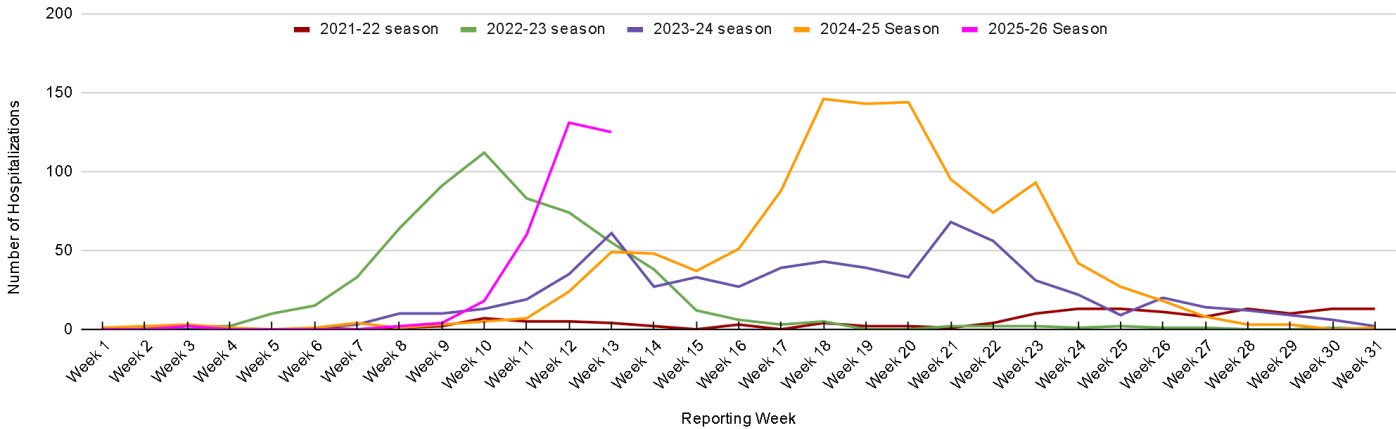
\*\*\*Changes to the way that respiratory illness associated deaths are recorded has resulted in a pause in reporting new death counts. This section will be updated at a later date, if applicable.

**Figure 1\*\*\*** displays weekly counts of deaths occurring in Summit County associated with pneumonia, COVID-19 and influenza.

Figure not displayed due to incomplete data.

**Hospitalizations:** In Week 12, participating Summit County hospitals reported 131 influenza-associated hospitalizations. In Week 13 there were 125 new influenza-associated hospitalizations reported. **Figure 2** displays weekly confirmed hospitalization counts for participating Summit County facilities at the time of reporting.

Figure 2. Summit County weekly influenza-associated hospitalizations, 2025-2026 season and previous four seasons



**EpiCenter** collects and analyzes health related data in real time to provide information about the health of the community. This system tracks ER visits related to constitutional complaints and fever and ILI. **Figure 3** displays the weekly ER visits related to ILI and flu symptoms in Summit County by age group. **\*\*These figures should not be compared to previous year reports. \*\***

Figure 3. Weekly ED visits in Summit County related to Fever + ILI reported in EpiCenter by Age Group, 2025 to 2026 season

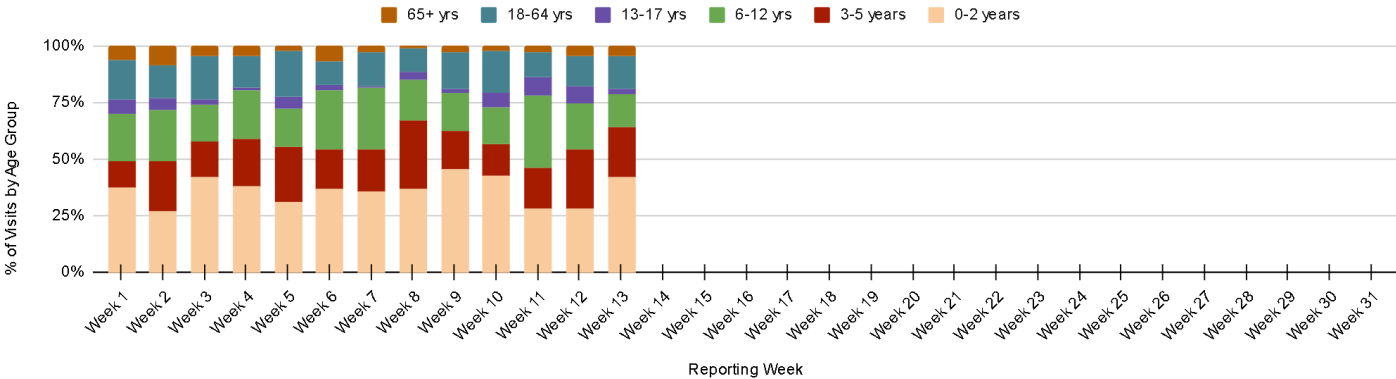
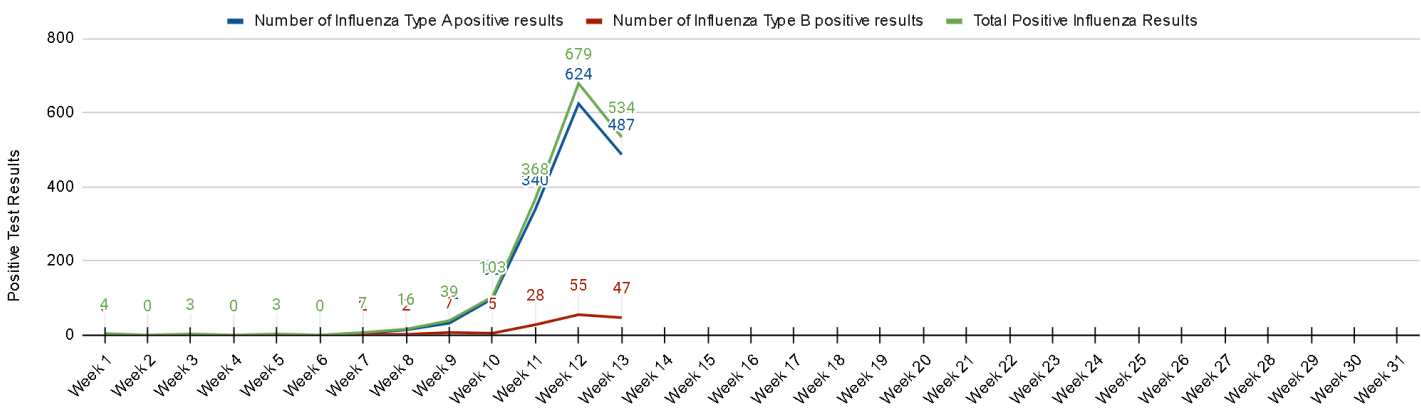


Figure 4. Influenza diagnostic tests with positive results completed by Summit County health facilities, 2025 to 2026 season



Summit County (Akron Water Reclamation Facility) Wastewater Monitoring with Biobot Analytics-

Wastewater Monitoring indicates that the presence of influenza A in the Midwest region and City of Akron are **VERY HIGH**—(Wastewater data last updated January 7, 2026)

Figure 5. Wastewater Effective Concentration (copies/L) of Influenza A for current season (2025-2026):

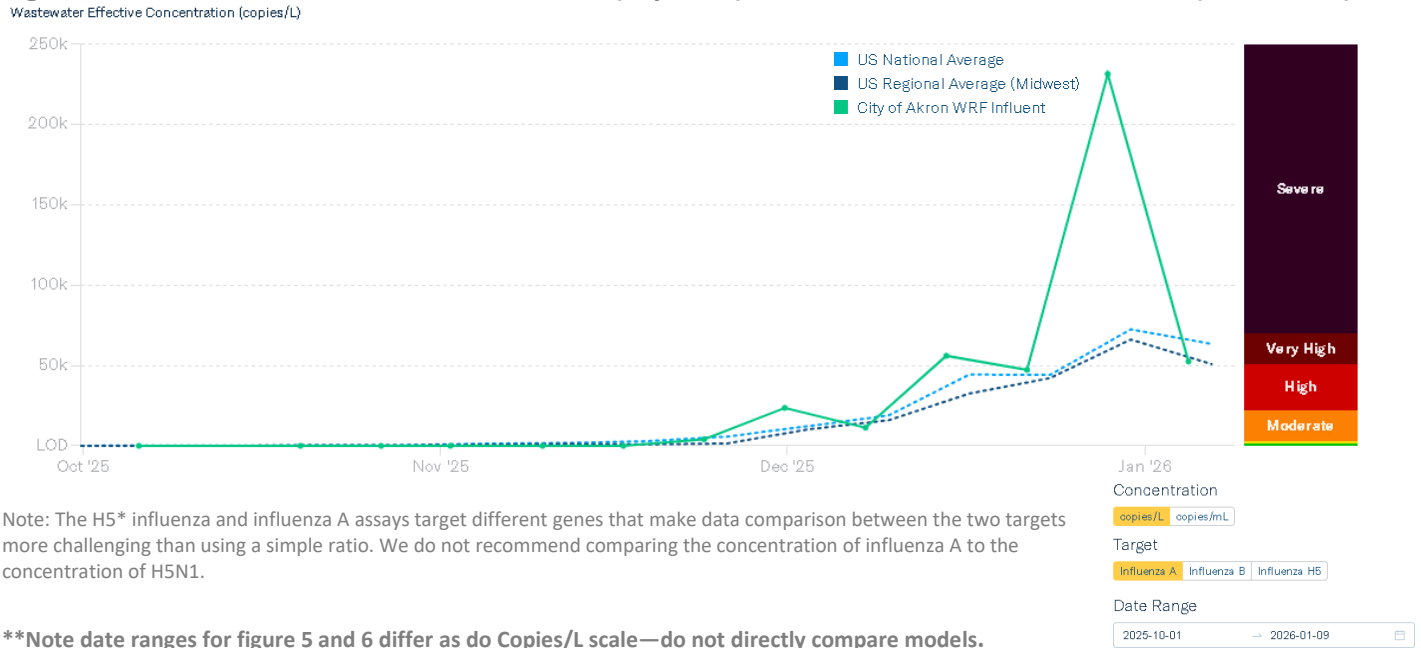
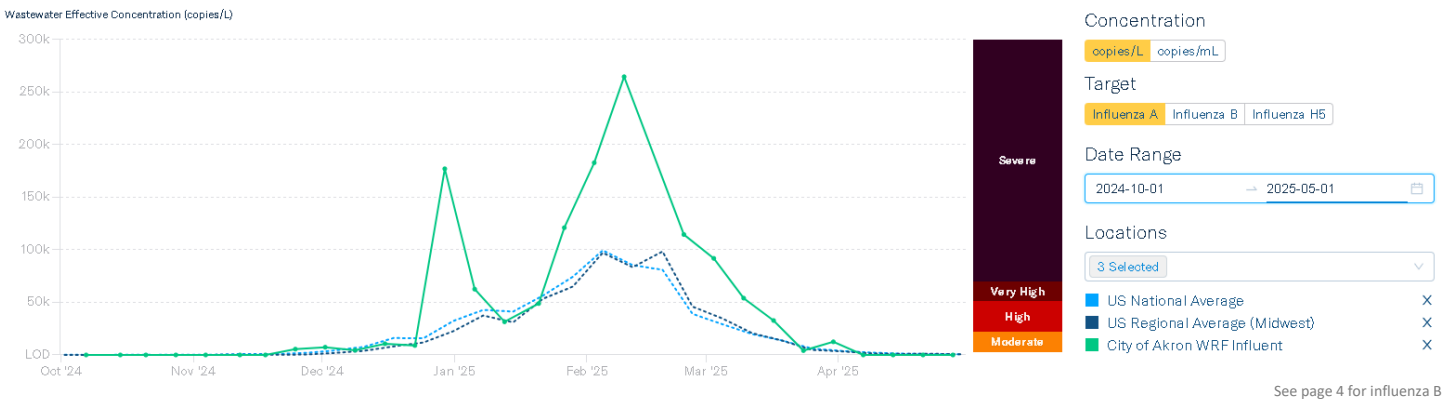


Figure 6. Wastewater Effective Concentration (copies/L) of Influenza A for previous season (2024-2025):

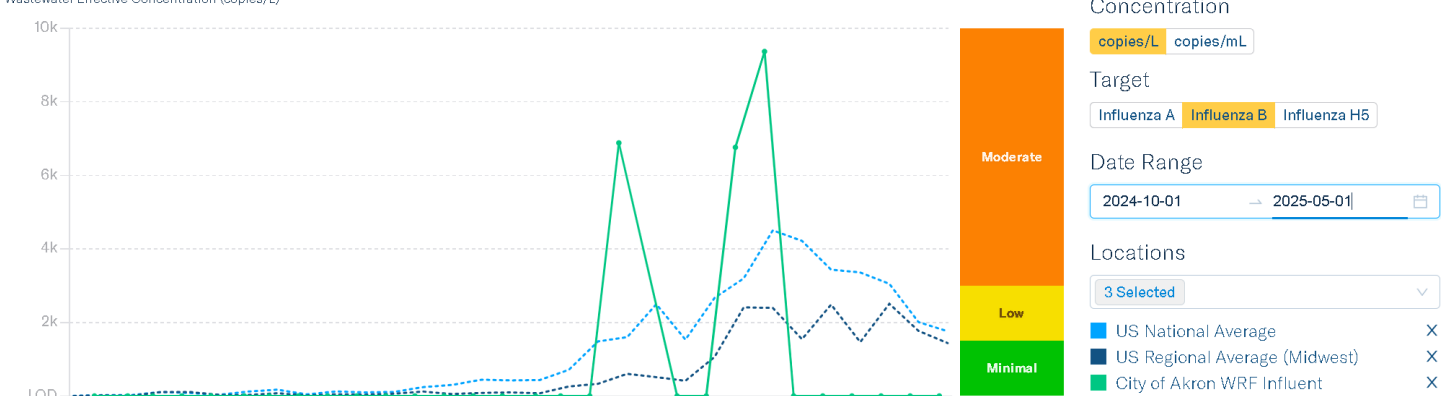


Wastewater Monitoring indicates that the presence of influenza B in the Midwest region and City of Akron are **High**— (Wastewater data last updated January 7, 2026)

Figure 7. Wastewater Effective Concentration (copies/L) of Influenza B for current season (2025-2026):



Figure 8. Wastewater Effective Concentration (copies/L) of Influenza B for previous season (2024-2025):



Source: <https://biobot.io/>

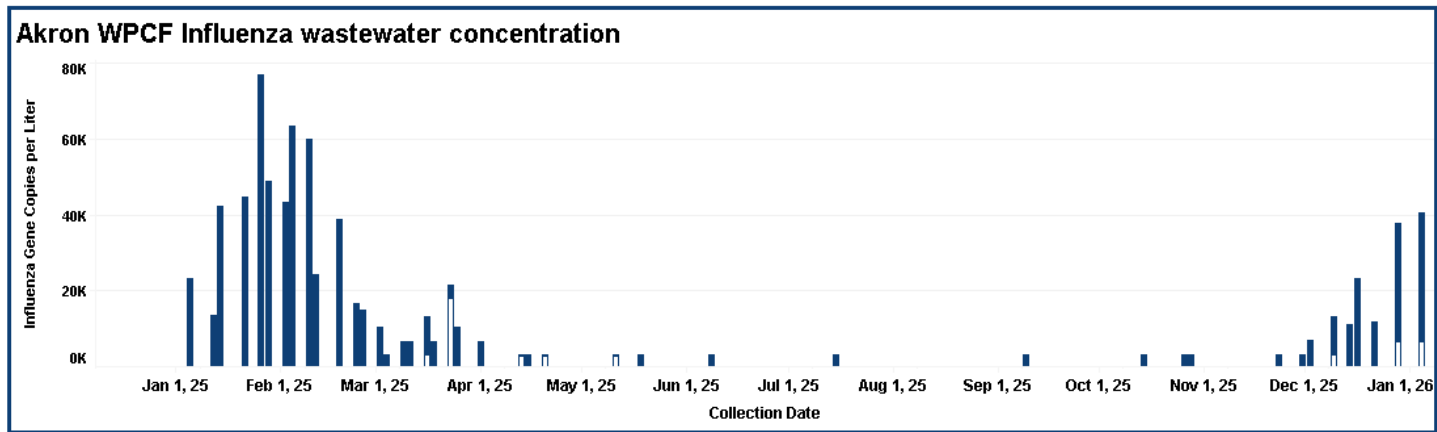
Statewide Infectious Disease Trends and Levels in Wastewater

SARS-CoV-2	Influenza	RSV
Increasing SARS-CoV-2 trends in <b>9%</b> of monitored facilities.  <b>Trend:</b> Decreasing <b>Level:</b> Moderate	High levels of influenza detected in <b>48%</b> of monitored facilities.  <b>Trend:</b> Increasing <b>Level:</b> High	High levels of respiratory syncytial virus (RSV) detected in <b>9%</b> of monitored facilities.  <b>Trend:</b> N/A* <b>Level:</b> Low

\*N/A: not available, gathering baseline data

Regional Infectious Disease Trends and Levels in Wastewater

Akron WPCF	SARS-CoV-2	Influenza	RSV
	<b>Trend:</b> Steady <b>Level:</b> Moderate	<b>Trend:</b> Increasing <b>Level:</b> High	<b>Trend:</b> N/A* <b>Level:</b> Low



Source: <https://odh.ohio.gov/know-our-programs/ohio-wastewater-monitoring-network/monitoring-data/monitoring-data>

References for State, National and Global Respiratory Illness trends:

- [Ohio Department of Health Respiratory Dashboard](#) - These dashboards display trends across Ohio for COVID-19, Influenza and respiratory syncytial virus (RSV).
- [National Surveillance from Centers for Disease Control and Prevention \(CDC\)](#)- All data in this report are preliminary and may change as more reports are received. A description of the CDC influenza surveillance system, including methodology and detailed descriptions of each data component, is available on the [surveillance methods page.1](#) Additional information on the current and previous influenza seasons for each surveillance component are available on [FluView Interactive](#).
- [World Health Organization Global Influenza Programme – Influenza Update](#)- Surveillance data for influenza and SARS-CoV-2 are shared with WHO through the Global Influenza Surveillance and Response System (GISRS). Each week, these data are reviewed and analyzed by the Global Influenza Programme to provide a global overview of influenza, SARS-CoV-2, and other respiratory virus activity.

**About this report:** Reporting agencies include labs, hospitals, and schools. Agencies are distributed throughout Summit County and report different indicators of flu activity including total lab tests, numbers of positive tests and type, school absences, and influenza like illness (ILI). Number of deaths associated with influenza and pneumonia are gathered from the Summit County Office of Vital Records death listings. Emergency room visits for complaints related to influenza are obtained by syndromic surveillance system (Epicenter).

**Special thanks to all agencies who report Influenza related data weekly.**

---

**Reporting from participants may not be complete each week.** Numbers may change as updated reports are received. For questions, please contact Julie Zidones at the Summit County Public Health Communicable Disease Unit (330-375-2662 or [cdu@schd.org](mailto:cdu@schd.org)). This report was issued on January 9, 2026.