



# Vector Borne Disease 2025 Surveillance Report

Summit County Public Health

Report Weeks 7 and 8 (June 29 to July 12, 2025)  
MMWR Weeks 27 and 28



This report will be issued from June through October of each year (or later if West Nile Virus disease is still a concern). Surveillance will include human and veterinary cases and testing of mosquito pools in Summit County. It will also include updates from Ohio and around the nation. It will include vector-borne diseases besides West Nile Virus.

## SUMMIT COUNTY SURVEILLANCE

**West Nile virus testing (Table 1):** During surveillance period Weeks 7 and 8, there were 10 tests for West Nile virus ordered by Summit County hospitals, of which 0 were positive.

**Table 1: West Nile virus (WNV) tests ordered in Summit County hospitals 2025**

Week(s)	# of WNV tests ordered this period	# of positive WNV tests this period	Cumulative # of tests ordered this season	Cumulative # of positive tests this season	Percentage of positive tests
Weeks 1 & 2: 5/18 to 5/31	3	0	3	0	0.0%
Weeks 3 & 4: 6/1 to 6/14	5	0	8	0	0.0%
Weeks 5 & 6: 6/15 to 6/28	4	0	12	0	0.0%
Weeks 7 & 8: 6/29 to 7/12	6	0	18	0	0.0%
Weeks 9 & 10: 7/13 to 7/26	-	-	-	-	-
Weeks 11 & 12: 7/27 to 8/9	-	-	-	-	-
Weeks 13 & 14: 8/10 to 8/23	-	-	-	-	-
Weeks 15 & 16: 8/24 to 9/6	-	-	-	-	-
Weeks 17 & 18: 9/7 to 9/20	-	-	-	-	-
Weeks 19 & 20: 9/21 to 10/4	-	-	-	-	-
Weeks 21 & 22: 10/5 to 10/18	-	-	-	-	-

Note: Reporting may not be completed each week. Numbers will be updated when reports are received

**Lyme disease testing (Table 2):** There were 109 diagnostic test series performed for Lyme disease during Weeks 7 and 8, 48 tests were positive and 2 were indeterminate. For information about Diagnosis and Testing, visit this link: <https://www.cdc.gov/lyme/diagnostictesting/index.html>.

Week(s)	# of Lyme tests ordered this period	# of positive Lyme tests this period	Cumulative # of tests ordered this season	Cumulative # of positive tests this season	Percentage of positive tests
Weeks 1 & 2: 5/18 to 5/31	19	10	19	10	52.63%
Weeks 3 & 4: 6/1 to 6/14	22	11	41	21	51.22%
Weeks 5 & 6: 6/15 to 6/28	59	26	100	47	47.00%
Weeks 7 & 8: 6/29 to 7/12	50	22	150	69	46.00%
Weeks 9 & 10: 7/13 to 7/26	-	-	-	-	-
Weeks 11 & 12: 7/27 to 8/9	-	-	-	-	-
Weeks 13 & 14: 8/10 to 8/23	-	-	-	-	-
Weeks 15 & 16: 8/24 to 9/6	-	-	-	-	-
Weeks 17 & 18: 9/7 to 9/20	-	-	-	-	-
Weeks 19 & 20: 9/21 to 10/4	-	-	-	-	-
Weeks 21 & 22: 10/5 to 10/18	-	-	-	-	-
Note: Reporting may not be completed each week. Numbers will be updated when reports are received					

**Reported Vector-borne diseases in 2025 (Table 3):** As of July 12, 2025 there were 80 reported cases of Lyme disease; 25 were confirmed and 55 were suspected status. There was also 1 confirmed case of Malaria among Summit County residents.

	Confirmed	Suspected	Notes
<b>Tick-borne diseases:</b>			
Babesiosis	0	0	
Erhlichiosis / anaplasmosis	0	0	
Lyme disease	25	55	
Powassan virus disease	0	0	
Rocky Mountain spotted fever	0	0	
<b>Mosquito-borne diseases:</b>			
Chikungunya	0	0	
Dengue	0	0	
Eastern equine encephalitis	0	0	
LaCrosse virus disease	0	0	
Malaria	1	0	Travel Associated*
St. Louis encephalitis virus disease	0	0	
Zika virus infection	0	0	
West Nile virus infection	0	0	
Source: Ohio Disease Reporting System (ODRS); only confirmed, probable, and suspected cases are included.			

Table 4. Notable mosquito and tick species identifications in Summit County (as of July 10, 2025)			
Species name	Diseases associated	Summit County	Ohio
<b>Mosquito species</b>			
<i>Aedes albopictus</i>	Chikungunya, dengue fever, yellow fever	3	230
<i>Aedes triseriatus</i>	La Crosse encephalitis	218	817
<i>Coquilleltidia perturbans</i>	Eastern equine encephalitis, West Nile virus	134	214
<b>Tick species</b>			
<i>Amblyomma americanum</i>	Ehrlichiosis, tularemia, red meat allergy	-	-
<i>Dermacentor variabilis</i>	Rocky Mountain spotted fever, tularemia	-	-
<i>Ixodes scapularis</i>	Lyme disease, babesiosis, anaplasmosis	-	-
Source: Ohio Department of Health (Identification via mailed specimens, emailed photos and iNaturalist observations)			

Table 5. Reported Aseptic/Viral Meningitis Cases in Summit County in 2025 (confirmed & probable)		
Reporting Week(s)	Cases reported this period	Cumulative cases for the season
Aseptic meningitis cases reported prior to season (1/1 to 5/18/2025)	2	-
Weeks 1 & 2: 5/18 to 5/31	0	0
Weeks 3 & 4: 6/1 to 6/14	1	1
Weeks 5 & 6: 6/15 to 6/28	1	2
Weeks 7 & 8: 6/29 to 7/12	1	3
Weeks 9 & 10: 7/13 to 7/26	-	-
Weeks 11 & 12: 7/27 to 8/9	-	-
Weeks 13 & 14: 8/10 to 8/23	-	-
Weeks 15 & 16: 8/24 to 9/6	-	-
Weeks 17 & 18: 9/7 to 9/20	-	-
Weeks 19 & 20: 9/21 to 10/4	-	-
Weeks 21 & 22: 10/5 to 10/18	-	-
Source: Ohio Disease Reporting System (ODRS)		

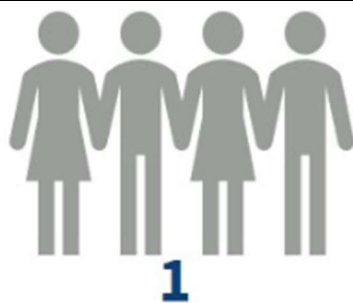
**Reported aseptic/viral meningitis cases (Table 5):** Prior to the reporting season, there were 2 reported cases of aseptic meningitis. 2 confirmed case and 1 probable case have been reported up to week 8 of the surveillance season. Aseptic/viral meningitis is the most common type of meningitis and occurs predominately in the summer and fall. While most aseptic/viral meningitis cases are due to gastrointestinal or respiratory viruses, similar symptoms may be present with arthropod-borne diseases.

**Mosquito testing by the Ohio Department of Health:** Based on the ODH mosquito testing summary released on July 10, 2025, 28,841 mosquitoes were collected as 717 pooled samples throughout Summit County. 13 of the pooled samples were positive for West Nile Virus.

Table 6. Mosquito Testing in Summit County (samples processed by noon on 7/10/2025)	
Mosquitoes identified	28,841
Pooled samples tested	717
Positive WNV pooled samples	13
Note: All mosquitoes pools tested were <i>Culex spp.</i>	



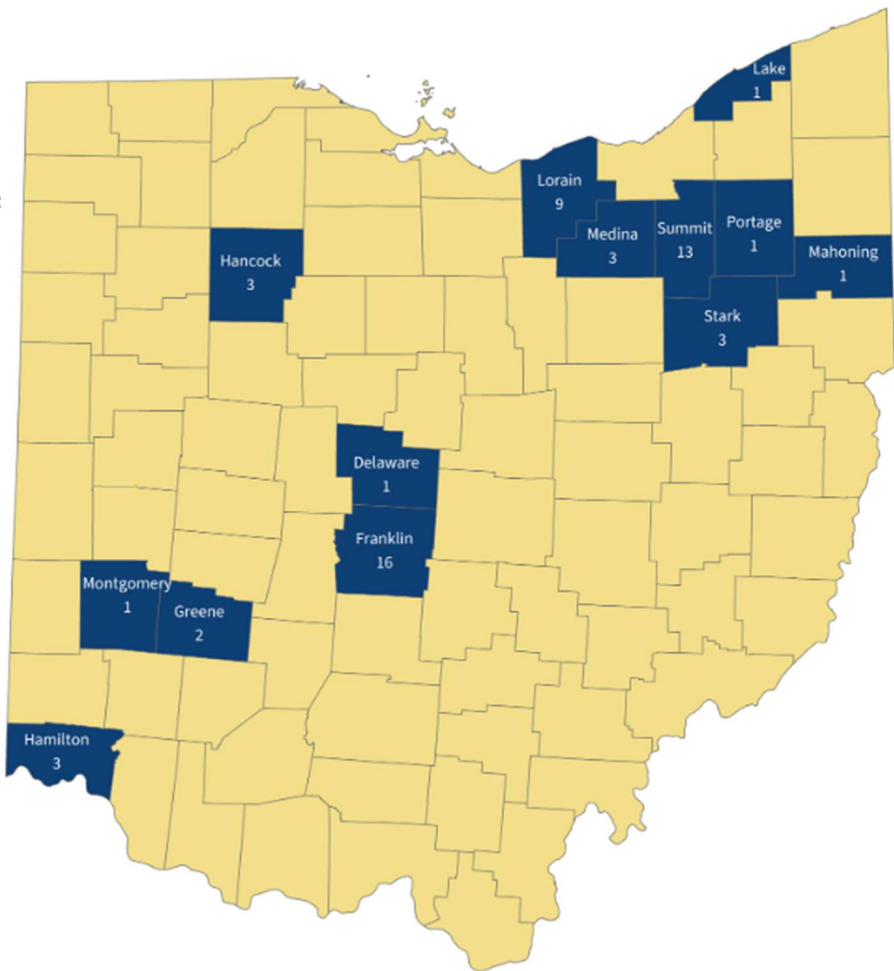
Mosquitoes tested from 50 agencies in 40 counties, pooled into 3,947\* samples.



West Nile virus disease human case.



West Nile virus positive mosquito pools from 13 counties:



Delaware (1), Franklin (16), Greene (2), Hamilton (3), Hancock (3), Lake (1), Lorain (9), Mahoning (1), Medina (3), Montgomery (1), Portage (1), Stark (3), Summit (13).


\* In addition to samples tested by the Ohio Department of Health, Columbus Public Health, Delaware Public Health District, Franklin County Public Health, and Licking County Health Department tested some of their samples.



Blacklegged ticks identified.

Human cases of Associated Tick-borne Diseases:

- 749 Lyme disease-Adams (2), Ashland (10), Ashtabula (3), Athens (23), Belmont (51), Butler (1), Carroll (22), Clark (3), Clermont (12), Columbiana (35), Coshocton (31), Cuyahoga (10), Delaware (1), Erie (1), Fairfield (15), Franklin (18), Gallia (2), Geauga (6), Greene (2), Guernsey (28), Hamilton (5), Harrison (14), Highland (4), Hocking (7), Holmes (24), Huron (2), Jackson (13), Jefferson (68), Knox (17), Lake (4), Lawrence (4), Licking (43), Lorain (5), Lucas (3), Mahoning (9), Marion (1), Medina (8), Meigs (2), Miami (1), Monroe (4), Montgomery (5), Morgan (7), Muskingum (37), Noble (8), Perry (2), Pickaway (3), Portage (7), Richland (16), Ross (4), Scioto (2), Stark (37), Summit (12), Trumbull (13), Tuscarawas (45), Vinton (4), Washington (10), Wayne (20), Williams (1), Wood (1), unknown county (1).
- 10 Anaplasmosis Human Case- Carroll (1), Coshocton (2), Cuyahoga (1), Harrison (2), Huron (1), Licking (1), Stark (1), Summit (1).
- 1 Babesiosis – Columbiana (1).



American dog ticks identified.

Human cases of Associated Tick-borne Diseases:

- 4 Rocky Mountain spotted fever (RMSF) -Clinton (1), Hamilton (1), Lucas (1), Vinton (1).



Lone Star ticks identified.

Human cases of Associated Tick-borne Diseases:

- 10 Ehrlichiosis - Franklin (1), Hamilton (1), Hocking (1), Jackson (2), Jefferson (2), Ross (1), Scioto (2).

Source: <https://odh.ohio.gov/know-our-programs/zoonotic-disease-program/news/vectorborne-disease-update>

### Special note for travelers:

Ohioans traveling to areas where local transmission is occurring should be aware of the ongoing situation and make every effort to avoid mosquito bites. Additional information can be found from the [Centers for Disease Control and Prevention \(CDC\)'s Travelers' Health](#) and [Pan-American Health Organization](#) websites.

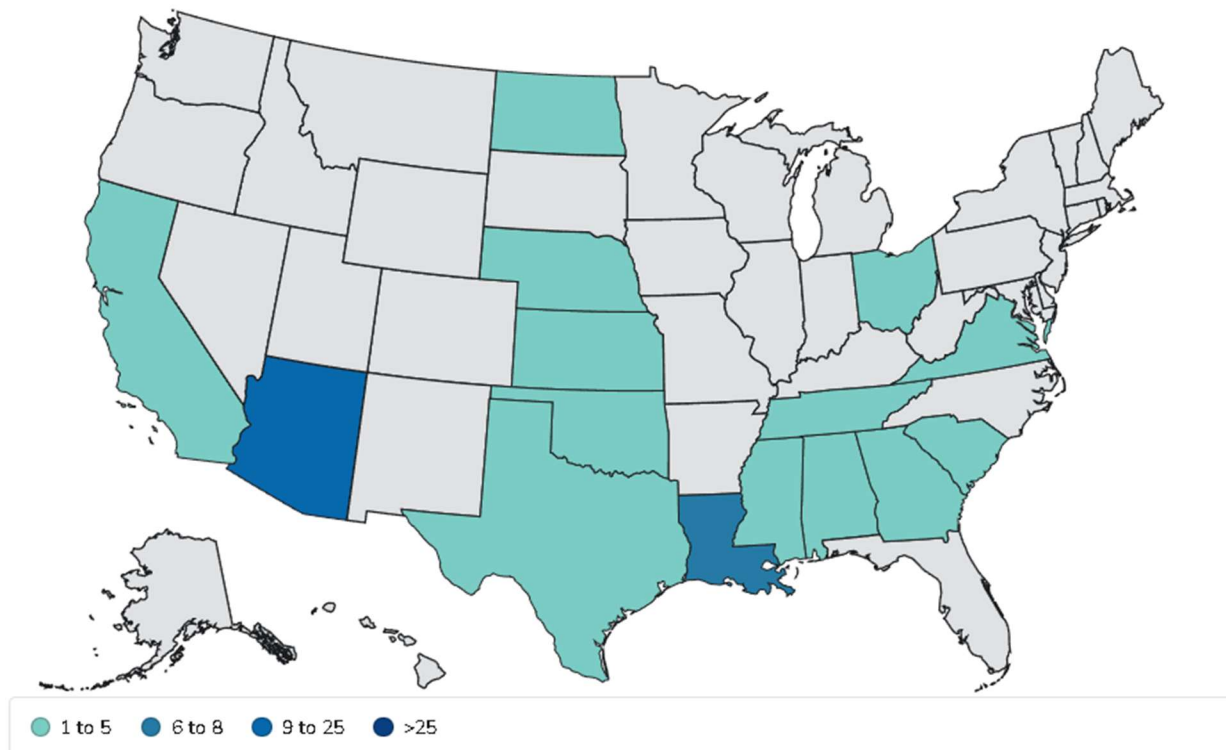
## UNITED STATES SURVEILLANCE

**Table 7. Reported Vector Borne disease in the United States, 2025**

Disease	MMWR Weeks 25 and 26	2025 Cumulative (as of 7/5)
Babesiosis	Not reported weekly by CDC	
Chikungunya	0	42
Dengue (includes dengue-like illness)	1	420
Eastern equine encephalitis	0	0
Ehrlichiosis / anaplasmosis	Not reported weekly by CDC	
Jamestown Canyon virus disease	0	2
LaCrosse virus disease	0	0
Lyme Disease	Not reported weekly by CDC	
Malaria	13	549
Powassan virus disease	0	13
Spotted fever rickettsiosis	Not reported weekly by CDC	
St. Louis encephalitis virus disease	0	0
West Nile virus infection	2	34
Zika virus infection, non-congenital	0	2
<b>Note:</b> Data is provisional and subject to change		
<b>NR:</b> Not Reported		

Source: <https://stacks.cdc.gov/>

**Figure 1. West Nile virus activity by state – United States, 2025 (as of July 15, 2025)**



Source: <https://www.cdc.gov/west-nile-virus/data-maps/current-year-data.html>

## TRENDS IN VECTOR BORNE DISEASE IN SUMMIT COUNTY, 2014 - 2024

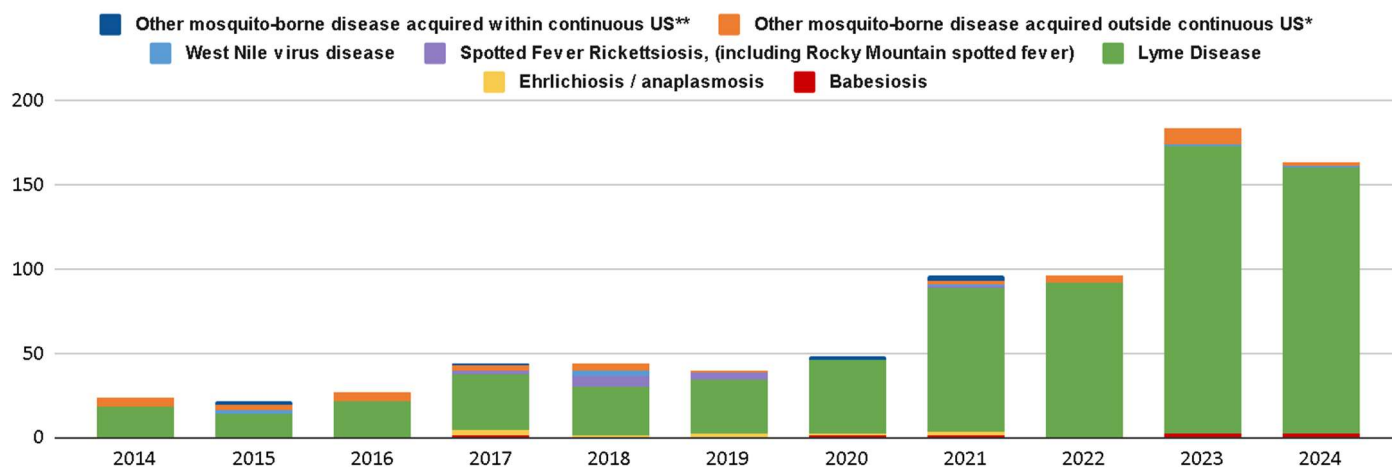
Table 8 provides data on the vector borne disease that were reported in Summit County from 2014 to 2024. The vector for Lyme disease, the blacklegged tick (*Ixodes scapularis*), was first identified in Ohio in 1989, but populations did not begin to increase dramatically until 2009. The blacklegged tick is now established throughout eastern and southern Ohio, and has been collected in all of Ohio's 88 counties.

Table 8. Reported vector-borne disease cases in Summit County, 1/1/2014 - 12/31/2024

	2014	2015	2016	2017	2018	2019	2020	2021	2022	2023	2024
Babesiosis	0	0	0	1	0	0	1	1	0	2	2
Ehrlichiosis / anaplasmosis	0	0	0	3	1	2	1	2	0	0	0
Lyme Disease	18	14	21	33	29	32	44	86	92	171	158
Spotted Fever Rickettsiosis, (including Rocky Mountain spotted fever)	0	0	0	2	6	4	0	1	0	0	0
West Nile virus disease	0	2	0	1	3	0	0	1	0	1	1
Other mosquito-borne disease acquired outside continuous US*	6	3	6	3	5	2	0	2	4	10	2
Other mosquito-borne disease acquired within continuous US**	0	2	0	1	0	0	2	3	0	0	0
	24	21	27	44	44	40	48	96	96	184	163

Other notable events in vector borne disease surveillance were the increase in Chikungunya cases in 2014 (reported as other arthropod-borne diseases) and the Zika virus disease epidemic of 2016. Increases in Ehrlichiosis and spotted fever rickettsiosis were observed from 2017 to 2019. The incidence of other vector-borne diseases, including West Nile virus disease and other tick-borne illness have remained consistently low.

Figure 2. Reported vector-borne disease cases in Summit County, 2014 – 2024



**Notes:** \* Includes imported cases of malaria, chikungunya, dengue, and Zika virus infection

\*\* Includes LaCrosse virus disease and St. Louis encephalitis virus disease

**Data Source:** Ohio Disease Reporting System

---

**About this report:** Reporting agencies include Summit County hospital laboratories and the Ohio Department of Health. Vector-borne disease case data for Summit County are obtained from the Ohio Disease Reporting System.

**Many thanks to all agencies who report vector-borne disease data weekly.**

Reporting from participants may not be complete each week. Numbers may change as updated reports are received. For questions, please contact Julie Zidones (JZidones@schd.org) or the Summit County Public Health Communicable Disease Unit (330-375-2662). This report was issued on **July 18, 2025**.