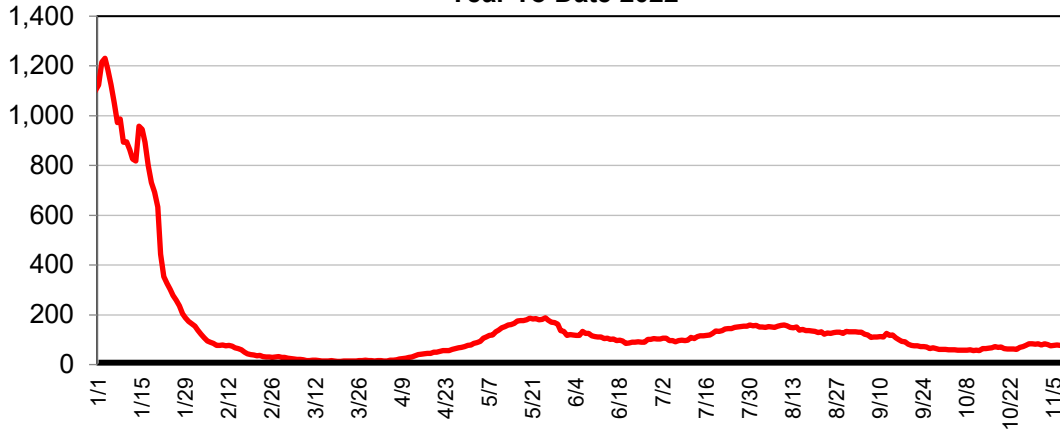




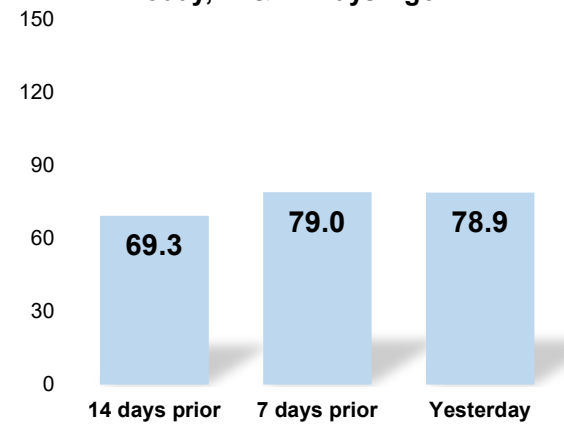
COVID-19 Summary Report For November 8, 2022

Date: **11/9/2022**

7-Day Moving Average Case Counts,
Year To Date 2022



7-Day Avg. Number of Cases
Today, 7 & 14 Days Ago



Demographics:



Age of COVID-19 Cases

| Age | Since 3/20 | Last 60 |
|-------|------------|---------|
| 0-4 | 2.9% | 2.8% |
| 5-10 | 4.1% | 4.0% |
| 11-14 | 3.5% | 3.5% |
| 15-18 | 5.0% | 5.0% |
| 19-40 | 37.4% | 36.7% |
| 41-59 | 27.3% | 26.6% |
| 60-69 | 11.4% | 11.0% |
| 70-79 | 6.5% | 6.1% |
| 80+ | 4.7% | 4.3% |



Sex of COVID-19 Cases

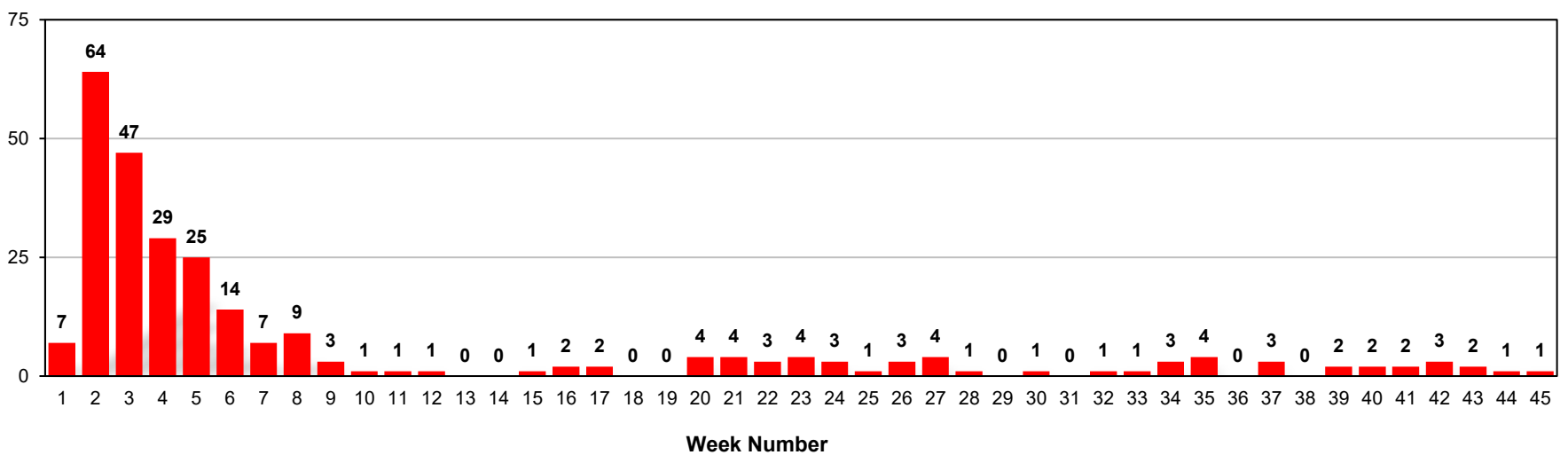
| Sex | Since 3/20 | Last 60 |
|--------|------------|---------|
| Female | 55.4% | 55.3% |
| Male | 44.6% | 44.7% |



Race of COVID-19 Cases

| Race | Since 3/20 | Last 60 |
|-------|------------|---------|
| White | 73.8% | 73.8% |
| Black | 17.8% | 17.9% |
| Asian | 4.5% | 4.5% |
| Other | 3.8% | 3.8% |

COVID-19 Weekly Death Totals, YTD 2022 (recent figures may be incomplete and subject to change)



Hospitalized **7%**
Not hospitalized **93%**

% of cases that are hospitalized -
(March 2020 to present)



In LTC **9%**
Not in LTC **91%**

% of cases in long-term care (LTC) -
(March 2020 to present)



HCW **9%**
Not HCW **91%**

% of cases that are health care workers (HCW) -
(March 2020 to present)



Symptomatic **90%**
Asymptomatic **10%**

% of cases with symptoms -
(March 2020 to present)

For more detailed information, visit:

- [SCPH Maps & Data Dashboards](#)
- [SCPH Vaccine Information](#)
- [Ohio COVID-19 Dashboard](#)
- [Ohio COVID-19 Under 18 Dashboard](#)
- [CDC COVID County Data Tracker](#)
- [CDC COVID Variant Tracker](#)
- [CDC COVID-19 Community Profile](#)

Confirmed / Positive COVID-19 Cases By Zip Code

Current as of: November 8, 2022

| Zip Code | 2021 | | | | 2022 to date | | | | Total 2021-22 | Trend | Rank 3q-21 | Rank 3q-22 |
|--------------------|---------------|--------------|--------------|---------------|---------------|--------------|---------------|--------------|------------------|-------|---------------|---------------|
| | Qtr1 | Qtr2 | Qtr3 | Qtr4 | Qtr1 | Qtr2 | Qtr3 | Qtr4 | | | | |
| 44056 | 386 | 89 | 165 | 893 | 423 | 265 | 269 | 72 | 2,562 | | 21 | 20 |
| 44067 | 606 | 174 | 251 | 1,381 | 712 | 371 | 474 | 180 | 4,149 | | 20 | 8 |
| 44087 | 647 | 187 | 367 | 1,735 | 780 | 597 | 588 | 110 | 5,011 | | 8 | 4 |
| 44141 | 9 | 2 | 6 | 37 | 14 | 18 | 15 | 0 | 101 | | 39 | 36 |
| 44202 | 123 | 29 | 65 | 322 | 132 | 94 | 117 | 26 | 908 | | 31 | 26 |
| 44203 | 1,144 | 419 | 805 | 2,776 | 1,360 | 488 | 836 | 152 | 7,980 | | 1 | 2 |
| 44216 | 218 | 58 | 159 | 490 | 283 | 94 | 120 | 37 | 1,459 | | 22 | 25 |
| 44221 | 885 | 245 | 524 | 1,740 | 1,277 | 531 | 593 | 148 | 5,943 | | 4 | 3 |
| 44223 | 591 | 146 | 296 | 1,091 | 713 | 334 | 336 | 75 | 3,582 | | 14 | 17 |
| 44224 | 1,194 | 286 | 700 | 2,450 | 1,401 | 726 | 892 | 148 | 7,797 | | 2 | 1 |
| 44236 | 790 | 167 | 344 | 1,460 | 999 | 637 | 552 | 133 | 5,082 | | 11 | 7 |
| 44240 | 12 | 7 | 5 | 20 | 29 | 15 | 8 | 1 | 97 | | 40 | 39 |
| 44250 | 37 | 10 | 30 | 54 | 52 | 7 | 21 | 8 | 219 | | 34 | 35 |
| 44256 | 5 | 0 | 0 | 7 | 3 | 7 | 1 | 1 | 24 | | 41 | 40 |
| 44260 | 76 | 24 | 79 | 209 | 110 | 33 | 39 | 14 | 584 | | 27 | 33 |
| 44262 | 145 | 26 | 86 | 297 | 162 | 94 | 175 | 16 | 1,001 | | 26 | 22 |
| 44264 | 86 | 25 | 61 | 194 | 115 | 64 | 68 | 12 | 625 | | 33 | 30 |
| 44278 | 566 | 172 | 366 | 1,263 | 658 | 257 | 355 | 98 | 3,735 | | 9 | 16 |
| 44281 | 18 | 5 | 10 | 9 | 15 | 5 | 9 | 2 | 73 | | 36 | 37 |
| 44286 | 203 | 50 | 77 | 342 | 237 | 127 | 110 | 24 | 1,170 | | 28 | 27 |
| 44301 | 325 | 217 | 261 | 932 | 515 | 194 | 247 | 53 | 2,744 | | 19 | 21 |
| 44302 | 94 | 30 | 77 | 270 | 192 | 72 | 81 | 21 | 837 | | 28 | 29 |
| 44303 | 205 | 74 | 94 | 468 | 249 | 171 | 158 | 24 | 1,443 | | 25 | 24 |
| 44304 | 152 | 34 | 68 | 187 | 127 | 51 | 52 | 4 | 675 | | 30 | 32 |
| 44305 | 546 | 319 | 429 | 1,359 | 857 | 282 | 428 | 64 | 4,284 | | 5 | 9 |
| 44306 | 419 | 310 | 387 | 1,282 | 747 | 257 | 374 | 85 | 3,861 | | 7 | 13 |
| 44307 | 158 | 126 | 113 | 465 | 272 | 85 | 164 | 30 | 1,413 | | 23 | 23 |
| 44308 | 35 | 20 | 25 | 54 | 32 | 27 | 28 | 6 | 227 | | 35 | 34 |
| 44309 | 18 | 12 | 10 | 30 | 12 | 7 | 9 | 3 | 101 | | 36 | 37 |
| 44310 | 504 | 273 | 296 | 1,285 | 868 | 252 | 413 | 73 | 3,964 | | 14 | 10 |
| 44311 | 168 | 93 | 113 | 372 | 239 | 104 | 89 | 12 | 1,190 | | 23 | 28 |
| 44312 | 932 | 322 | 633 | 1,862 | 1,206 | 466 | 583 | 111 | 6,115 | | 3 | 5 |
| 44313 | 727 | 222 | 363 | 1,600 | 1,062 | 527 | 555 | 106 | 5,162 | | 10 | 6 |
| 44314 | 414 | 252 | 325 | 1,202 | 744 | 236 | 315 | 76 | 3,564 | | 13 | 18 |
| 44319 | 672 | 212 | 424 | 1,321 | 870 | 323 | 369 | 142 | 4,333 | | 6 | 14 |
| 44320 | 513 | 275 | 327 | 1,203 | 689 | 279 | 398 | 61 | 3,745 | | 12 | 11 |
| 44321 | 490 | 127 | 290 | 919 | 642 | 366 | 376 | 86 | 3,296 | | 16 | 12 |
| 44333 | 566 | 117 | 279 | 1,055 | 717 | 453 | 359 | 93 | 3,639 | | 17 | 15 |
| 44614 | 4 | 0 | 7 | 9 | 7 | 2 | 1 | 1 | 31 | | 38 | 40 |
| 44685 | 475 | 107 | 265 | 899 | 648 | 262 | 273 | 60 | 2,989 | | 18 | 19 |
| 44720 | 102 | 31 | 63 | 201 | 109 | 57 | 63 | 7 | 633 | | 32 | 31 |
| Grand Total | 15,260 | 5,294 | 9,245 | 33,745 | 20,279 | 9,237 | 10,913 | 2,375 | 106,348 | | -- | -- |

The ranking columns show the ranking of each zip code by the number of confirmed / probable cases, with 1 indicating the zip code with the highest number of cases. A second column shows the rank of each zip code during the same time period from the year before.