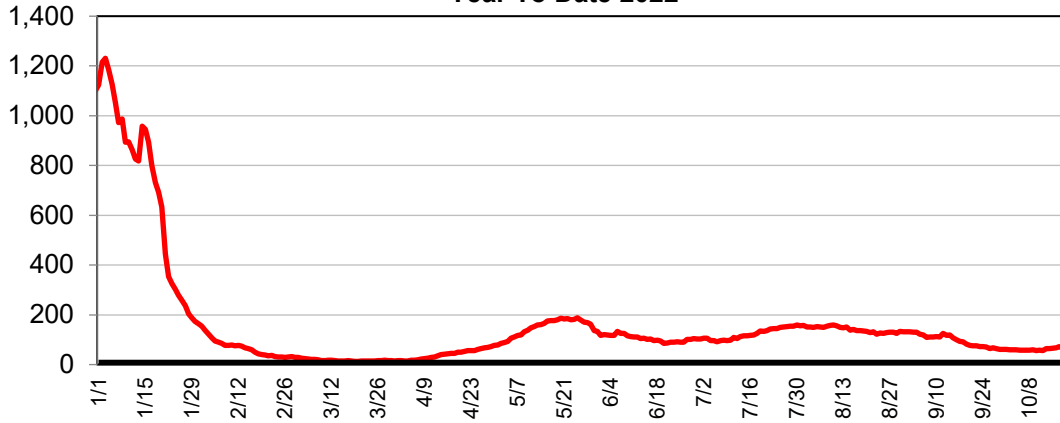




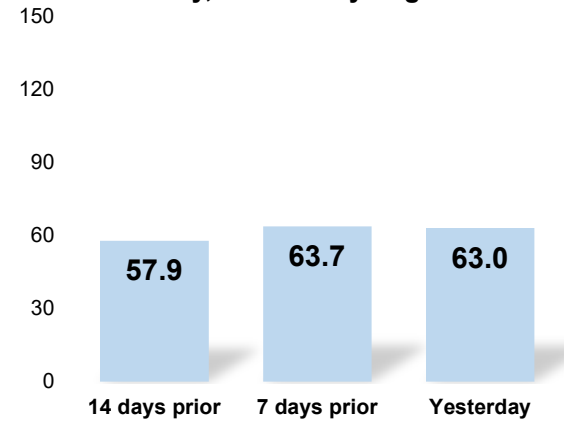
COVID-19 Summary Report For October 20, 2022

Date: 10/21/2022

7-Day Moving Average Case Counts,
Year To Date 2022



7-Day Avg. Number of Cases
Today, 7 & 14 Days Ago



Demographics:



Age of COVID-19 Cases

Age	Since 3/20	Last 60
0-4	2.9%	2.8%
5-10	4.1%	4.0%
11-14	3.6%	3.5%
15-18	5.1%	5.0%
19-40	37.6%	36.8%
41-59	27.4%	26.7%
60-69	11.4%	11.0%
70-79	6.4%	6.0%
80+	4.6%	4.3%



Sex of COVID-19 Cases

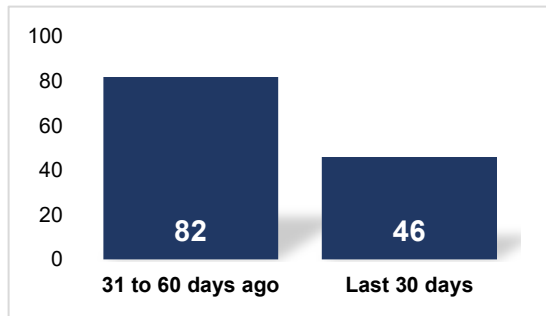
Sex	Since 3/20	Last 60
Female	55.4%	55.2%
Male	44.6%	44.8%



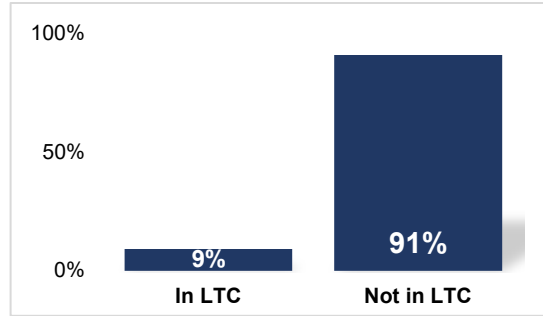
Race of COVID-19 Cases

Race	Since 3/20	Last 60
White	73.8%	73.8%
Black	17.8%	17.9%
Asian	4.5%	4.4%
Other	3.8%	3.9%

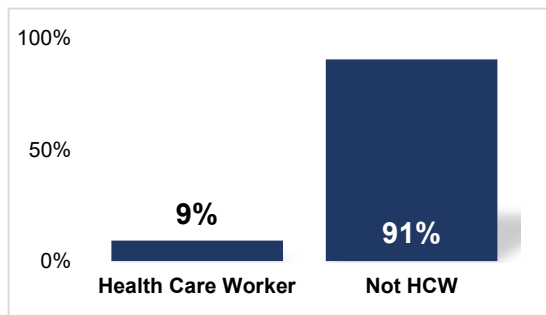
Number of COVID-19 Hospitalizations



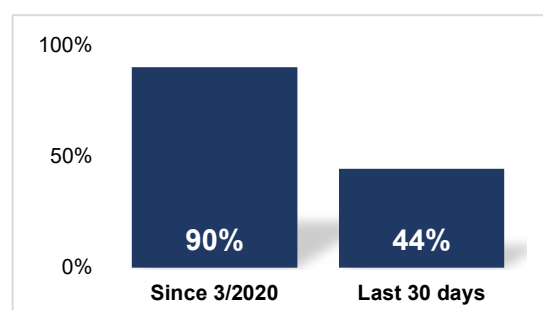
% of COVID-19 Cases In Long-Term Care



% of Health Care Workers With COVID-19

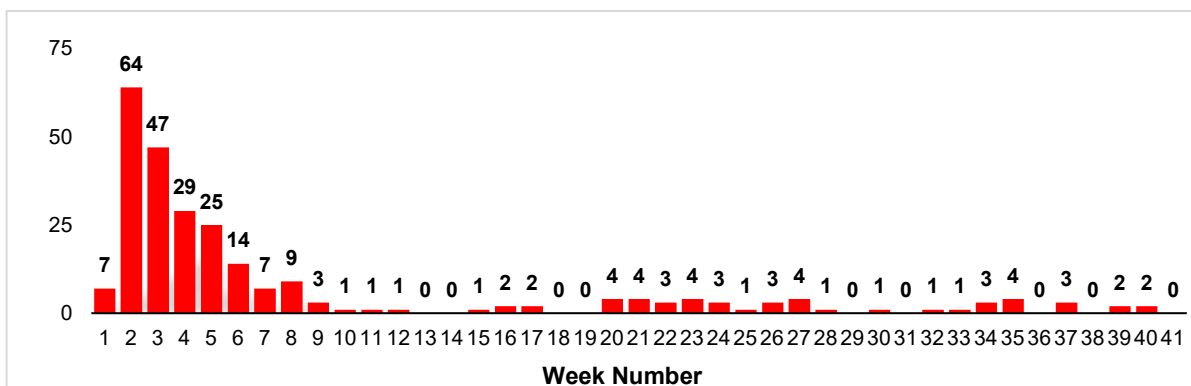


COVID-19 % of Cases With Symptoms



COVID-19 Weekly Deaths YTD 2022

(recent figures may be incomplete and subject to change)














































For more detailed information, visit:

- [SCPH Maps & Data Dashboards](#)
- [SCPH Vaccine Information](#)
- [Ohio COVID-19 Dashboard](#)
- [Ohio COVID-19 Under 18 Dashboard](#)
- [CDC COVID County Data Tracker](#)
- [CDC COVID Variant Tracker](#)
- [CDC COVID-19 Community Profile](#)

Confirmed / Positive COVID-19 Cases By Zip Code

Current as of: October 19, 2022

Zip Code	2021				2022				Total 2021-22	Trend 	Rank 4q-20	Rank 4q-21
	Qtr1	Qtr2	Qtr3	Qtr4	Qtr1	Qtr2	Qtr3	Qtr4				
44056	386	89	165	893	423	265	269	38	2,528		21	21
44067	606	174	251	1,381	712	371	474	68	4,037		8	10
44087	647	187	367	1,735	780	597	588	56	4,957		5	7
44141	9	2	6	37	14	18	15		101		36	36
44202	123	29	65	322	132	94	117	10	892		27	28
44203	1,144	419	805	2,776	1,360	488	836	68	7,896		1	1
44216	218	58	159	490	283	94	120	14	1,436		22	22
44221	885	245	524	1,740	1,277	531	593	79	5,874		4	4
44223	591	146	296	1,091	713	334	336	35	3,542		16	16
44224	1,194	286	700	2,450	1,401	726	892	62	7,711		2	2
44236	790	167	344	1,460	999	637	552	77	5,026		7	6
44240	12	7	5	20	29	15	8	1	97		38	38
44250	37	10	30	54	52	7	21	4	215		34	35
44256	5			7	3	7	1	1	24		41	41
44260	76	24	79	209	110	33	39	5	575		30	33
44262	145	26	86	297	162	94	175	9	994		28	27
44264	86	25	61	194	115	64	68	7	620		32	32
44278	566	172	366	1,263	658	257	355	51	3,688		13	14
44281	18	5	10	9	15	5	9	1	72		39	39
44286	203	50	77	342	237	127	110	11	1,157		26	26
44301	325	217	261	932	515	194	247	21	2,712		18	20
44302	94	30	77	270	192	72	81	7	823		29	29
44303	205	74	94	468	249	171	158	10	1,429		23	23
44304	152	34	68	187	127	51	52	2	673		33	30
44305	546	319	429	1,359	857	282	428	34	4,254		9	9
44306	419	310	387	1,282	747	257	374	46	3,822		12	12
44307	158	126	113	465	272	85	164	13	1,396		24	24
44308	35	20	25	54	32	27	28	2	223		34	34
44309	18	12	10	30	12	7	9		98		37	37
44310	504	273	296	1,285	868	252	413	36	3,927		11	11
44311	168	93	113	372	239	104	89	3	1,181		25	25
44312	932	322	633	1,862	1,206	466	583	59	6,063		3	3
44313	727	222	363	1,600	1,062	527	555	49	5,105		6	5
44314	414	252	325	1,202	744	236	315	47	3,535		15	17
44319	672	212	424	1,321	870	323	369	88	4,279		10	8
44320	513	275	327	1,203	689	279	398	28	3,712		14	13
44321	490	127	290	919	642	366	376	33	3,243		19	18
44333	566	117	279	1,055	717	453	359	36	3,582		17	15
44614	4		7	9	7	2	1	1	31		39	40
44685	475	107	265	899	648	262	273	31	2,960		20	19
44720	102	31	63	201	109	57	63	4	630		31	31
Grand Total	15,260	5,294	9,245	33,745	20,279	9,237	10,913	1,147	105,120		--	--

The ranking columns show the ranking of each zip code by the number of confirmed / probable cases, with 1 indicating the zip code with the highest number of cases. A second column shows the rank of each zip code during the same time period from the year before. For example, "4q-20" and "4q-21" represent totals by zip code for the 4th quarter (October-December) of 2020 and 2021.