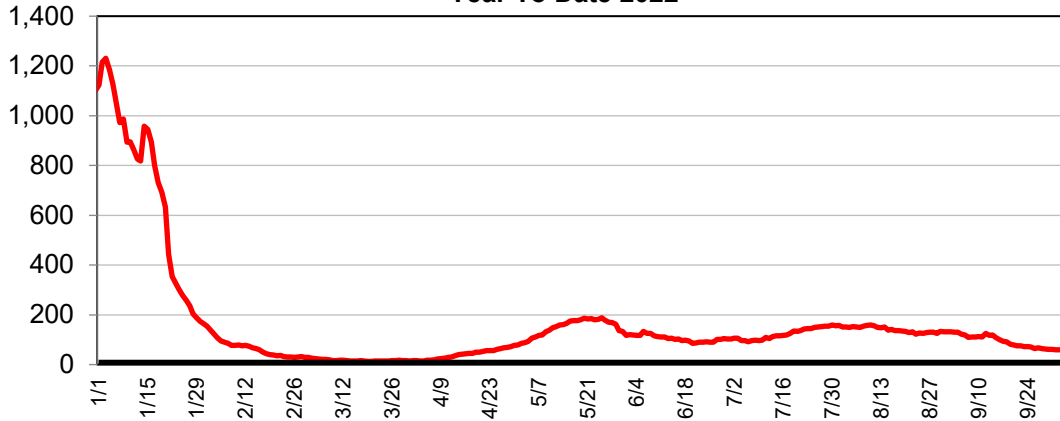




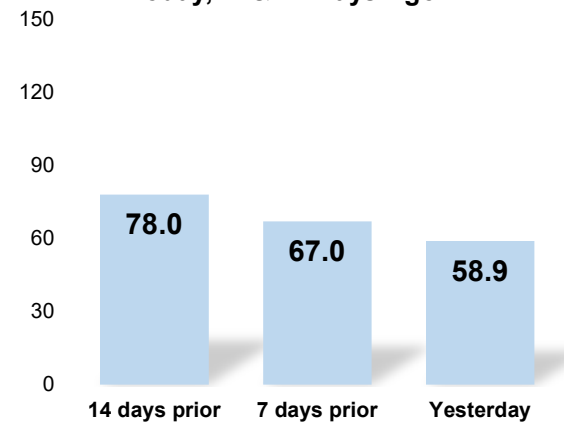
COVID-19 Summary Report For October 4, 2022

Date: **10/5/2022**

7-Day Moving Average Case Counts,
Year To Date 2022



7-Day Avg. Number of Cases
Today, 7 & 14 Days Ago



Demographics:



Age of COVID-19 Cases

Age	Since 3/20	Last 60
0-4	2.9%	2.7%
5-10	4.1%	4.0%
11-14	3.6%	3.5%
15-18	5.1%	5.0%
19-40	37.6%	36.8%
41-59	27.4%	26.7%
60-69	11.4%	11.0%
70-79	6.3%	6.0%
80+	4.5%	4.3%



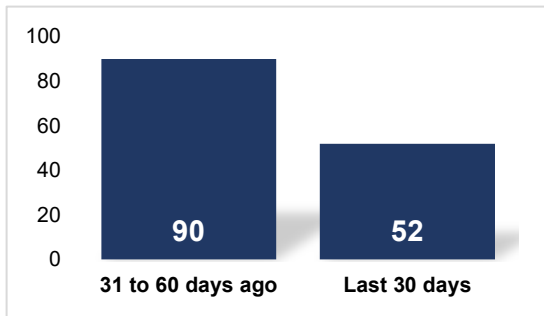
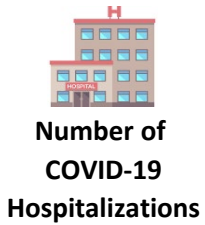
Sex of COVID-19 Cases

Sex	Since 3/20	Last 60
Female	55.3%	55.2%
Male	44.7%	44.8%

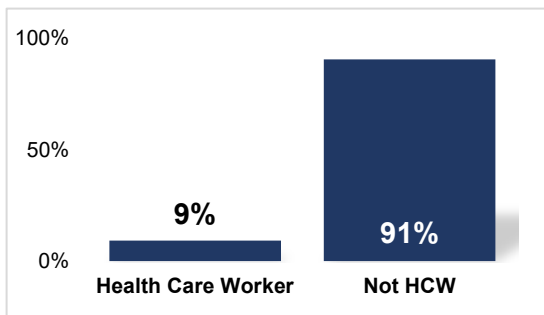
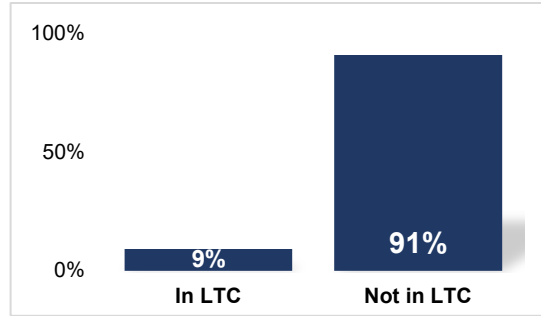


Race of COVID-19 Cases

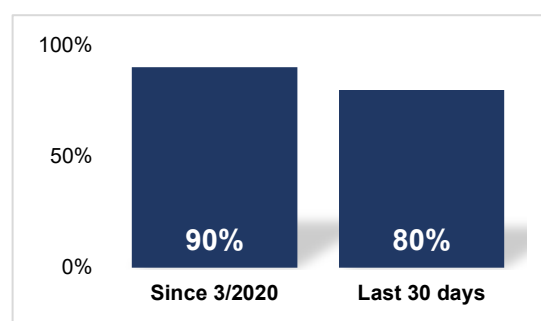
Race	Since 3/20	Last 60
White	73.8%	73.9%
Black	17.9%	17.9%
Asian	4.5%	4.4%
Other	3.8%	3.9%



% of COVID-19 Cases In Long-Term Care

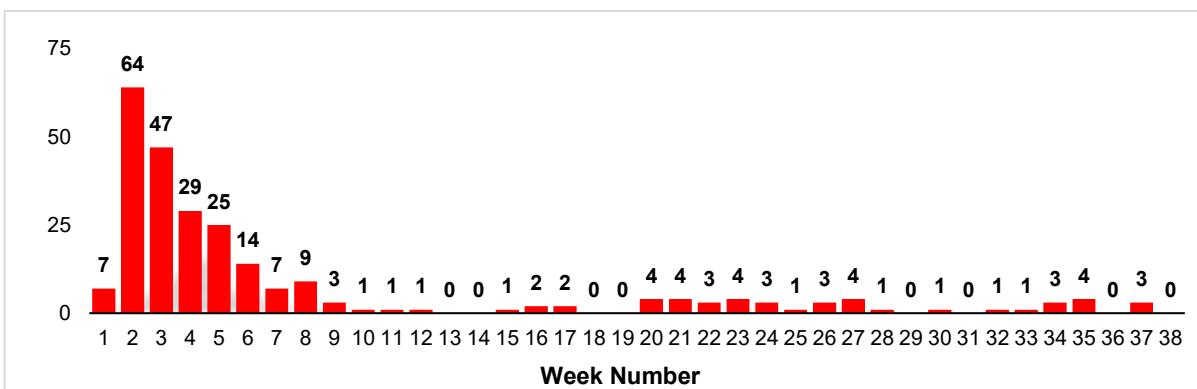


COVID-19 % of Cases With Symptoms



COVID-19 Weekly Deaths YTD 2022

(recent figures may be incomplete and subject to change)














































For more detailed information, visit:

- [SCPH Maps & Data Dashboards](#)
- [SCPH Vaccine Information](#)
- [Ohio COVID-19 Dashboard](#)
- [Ohio COVID-19 Under 18 Dashboard](#)
- [CDC COVID County Data Tracker](#)
- [CDC COVID Variant Tracker](#)
- [CDC COVID-19 Community Profile](#)

Confirmed / Positive COVID-19 Cases By Zip Code

Current as of: October 5, 2022

Zip Code	2021				2022				Total 2021-22	Trend 	Rank 4q-20	Rank 4q-21
	Qtr1	Qtr2	Qtr3	Qtr4	Qtr1	Qtr2	Qtr3	Qtr4				
44056	386	89	165	893	423	265	269	9	2,499		21	21
44067	606	174	251	1,381	712	371	474	17	3,986		8	10
44087	647	187	367	1,735	780	597	588	16	4,917		5	7
44141	9	2	6	37	14	18	15		101		36	36
44202	123	29	65	322	132	94	117	5	887		27	28
44203	1,144	419	805	2,776	1,360	488	836	21	7,849		1	1
44216	218	58	159	490	283	94	120	4	1,426		22	22
44221	885	245	524	1,740	1,277	531	593	19	5,814		4	4
44223	591	146	296	1,091	713	334	336	10	3,517		16	16
44224	1,194	286	700	2,450	1,401	726	892	16	7,665		2	2
44236	790	167	344	1,460	999	637	552	15	4,964		7	6
44240	12	7	5	20	29	15	8	1	97		38	38
44250	37	10	30	54	52	7	21		211		34	35
44256	5			7	3	7	1		23		41	41
44260	76	24	79	209	110	33	39	1	571		30	33
44262	145	26	86	297	162	94	175	2	987		28	27
44264	86	25	61	194	115	64	68	1	614		32	32
44278	566	172	366	1,263	658	257	355	8	3,645		13	14
44281	18	5	10	9	15	5	9		71		39	39
44286	203	50	77	342	237	127	110	1	1,147		26	26
44301	325	217	261	932	515	194	247	5	2,696		18	20
44302	94	30	77	270	192	72	81		816		29	29
44303	205	74	94	468	249	171	158	2	1,421		23	23
44304	152	34	68	187	127	51	52		671		33	30
44305	546	319	429	1,359	857	282	428	8	4,228		9	8
44306	419	310	387	1,282	747	257	374	9	3,785		12	12
44307	158	126	113	465	272	85	164	3	1,386		24	24
44308	35	20	25	54	32	27	28		221		34	34
44309	18	12	10	30	12	7	9		98		37	37
44310	504	273	296	1,285	868	252	413	11	3,902		11	11
44311	168	93	113	372	239	104	89	1	1,179		25	25
44312	932	322	633	1,862	1,206	466	583	17	6,021		3	3
44313	727	222	363	1,600	1,062	527	555	12	5,068		6	5
44314	414	252	325	1,202	744	236	315	12	3,500		15	17
44319	672	212	424	1,321	870	323	369	22	4,213		10	9
44320	513	275	327	1,203	689	279	398	9	3,693		14	13
44321	490	127	290	919	642	366	376	8	3,218		19	18
44333	566	117	279	1,055	717	453	359	9	3,555		17	15
44614	4		7	9	7	2	1		30		39	40
44685	475	107	265	899	648	262	273	5	2,934		20	19
44720	102	31	63	201	109	57	63		626		31	31
Grand Total	15,260	5,294	9,245	33,745	20,279	9,237	10,913	279	104,252		--	--

The ranking columns show the ranking of each zip code by the number of confirmed / probable cases, with 1 indicating the zip code with the highest number of cases. A second column shows the rank of each zip code during the same time period from the year before. For example, "4q-20" and "4q-21" represent totals by zip code for the 4th quarter (October-December) of 2020 and 2021.