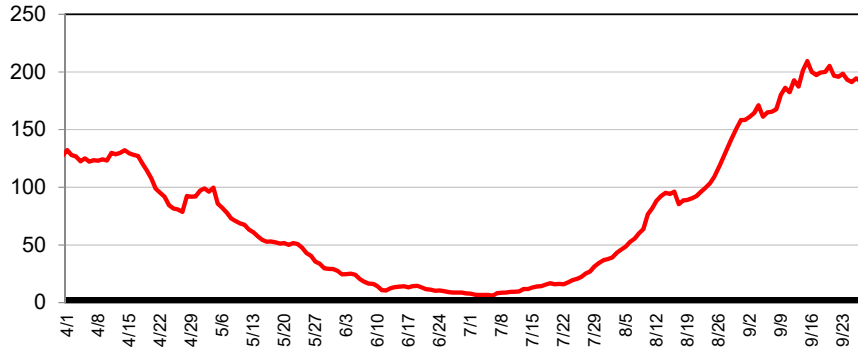




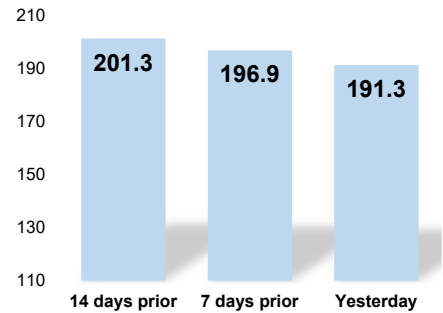
# COVID-19 Summary Report For September 28, 2021

Date: 9/29/2021

7-Day Moving Average Case Counts, 2nd & 3rd Quarter 2021



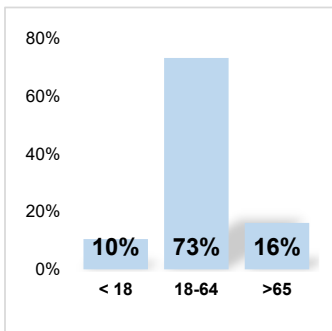
7-Day Avg. Number of Cases Today, 7 & 14 Days Ago



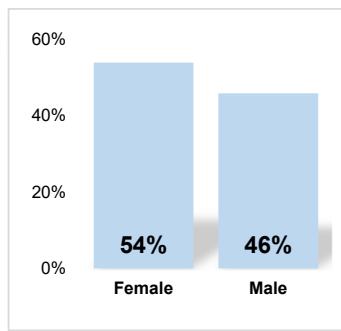
## Demographics:



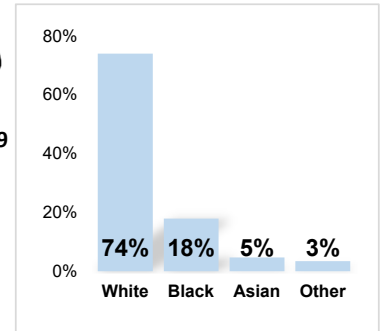
Age of COVID-19 Cases



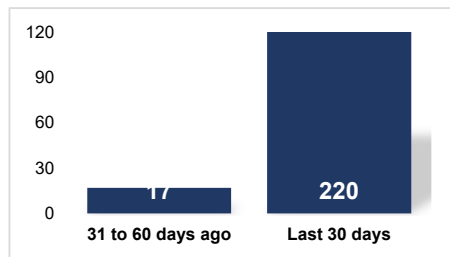
Sex of COVID-19 Cases



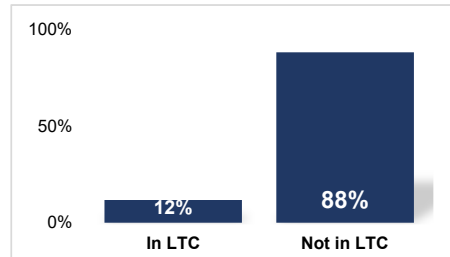
Race of COVID-19 Cases



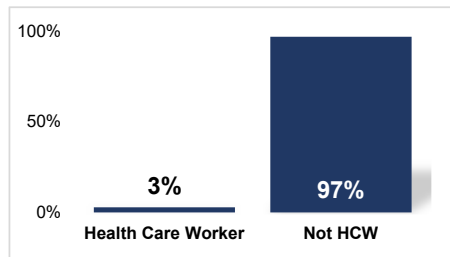
Number of COVID-19 Hospitalizations



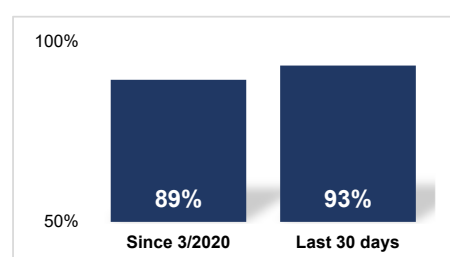
% of COVID-19 Cases In Long-Term Care



% of Health Care Workers With COVID-19

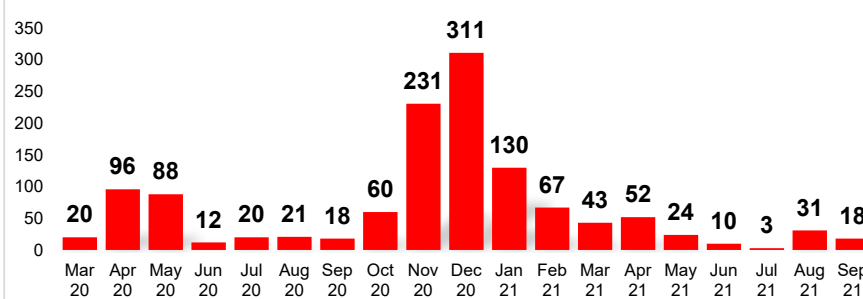


COVID-19 % of Cases With Symptoms



## Deaths Caused by COVID-19

(recent figures may be incomplete and subject to change)














































For more detailed information, please visit:

- [SCPH Maps & Data Dashboards](#)
- [SCPH Vaccine Information](#)
- [Ohio COVID-19 Dashboard](#)
- [Ohio COVID-19 Under 18 Dashboards](#)
- [CDC COVID County Data Tracker](#)
- [CDC COVID Variant Tracker](#)
- [CDC COVID-19 Community Profile](#)

## Confirmed / Positive COVID-19 Cases By Zip Code

Current as of: September 28, 2021

Zip Code	2020				2021				Total 2020-21	Trend 	Rank 3q-20	Rank 3q-21
	Qtr1	Qtr2	Qtr3	Qtr4	Qtr1	Qtr2	Qtr3	Qtr4				
44056	1	38	105	566	390	91	163		1,354		17	21
44067	5	107	139	877	611	179	242		2,160		13	20
44087	10	130	150	945	648	189	365		2,437		11	8
44141	0	0	4	15	12	3	5		39		36	40
44202	1	10	24	161	121	30	63		410		28	31
44203	7	90	163	1,767	1,152	422	781		4,382		7	1
44216	1	15	51	395	220	59	150		891		23	22
44221	5	77	210	1,272	897	250	514		3,225		3	4
44223	8	51	169	911	606	147	284		2,176		5	15
44224	15	224	223	1,554	1,199	286	690		4,191		2	2
44236	19	64	159	1,088	804	170	334		2,638		8	11
44240	0	1	3	18	14	8	7		51		38	38
44250	1	1	5	48	37	10	31		133		35	34
44256	0	0	1	6	6	0	1		14		40	41
44260	0	8	13	138	76	24	78		337		34	27
44262	1	8	23	204	145	26	82		489		29	26
44264	1	1	20	189	88	25	60		384		31	32
44278	5	89	95	788	570	176	355		2,078		19	10
44281	0	0	3	14	19	5	11		52		38	36
44286	0	16	21	301	204	50	78		670		30	27
44301	1	41	77	496	328	219	249		1,411		20	19
44302	1	9	48	150	94	30	72		404		26	29
44303	2	21	49	388	207	74	92		833		25	25
44304	1	26	35	196	157	35	67		517		27	30
44305	4	70	106	702	552	320	420		2,174		15	5
44306	4	64	130	687	420	312	368		1,985		14	7
44307	2	38	57	244	160	126	105		732		22	24
44308	0	2	15	43	36	20	25		141		33	35
44309	0	3	4	15	19	12	10		63		36	37
44310	5	418	469	954	505	275	287		2,913		1	14
44311	2	15	50	294	169	93	108		731		24	23
44312	5	74	156	1,359	942	323	616		3,475		9	3
44313	15	74	193	1,170	735	223	357		2,767		4	9
44314	5	50	69	583	416	252	311		1,686		21	13
44319	1	107	166	1,175	674	214	400		2,737		6	6
44320	10	83	155	705	516	276	319		2,064		10	12
44321	6	46	106	802	493	127	281		1,861		15	16
44333	14	75	145	978	578	119	272		2,181		12	17
44614	0	0	1	7	4	0	6		18		40	39
44685	5	33	98	850	481	107	259		1,833		18	18
44720	1	3	16	164	102	31	57		374		32	33
<b>Grand Total</b>	<b>164</b>	<b>2,182</b>	<b>3,726</b>	<b>23,219</b>	<b>15,407</b>	<b>5,338</b>	<b>8,975</b>		<b>59,011</b>		--	--

The ranking columns show the ranking of each zip code by the number of confirmed / probable cases, with 1 indicating the zip code with the highest number of cases. A second column shows the rank of each zip code during the same time period from the year before. For example, "3q-20" and "3q-21" represent totals by zip code for the 3rd quarter (July-September) of 2020 and 2021.