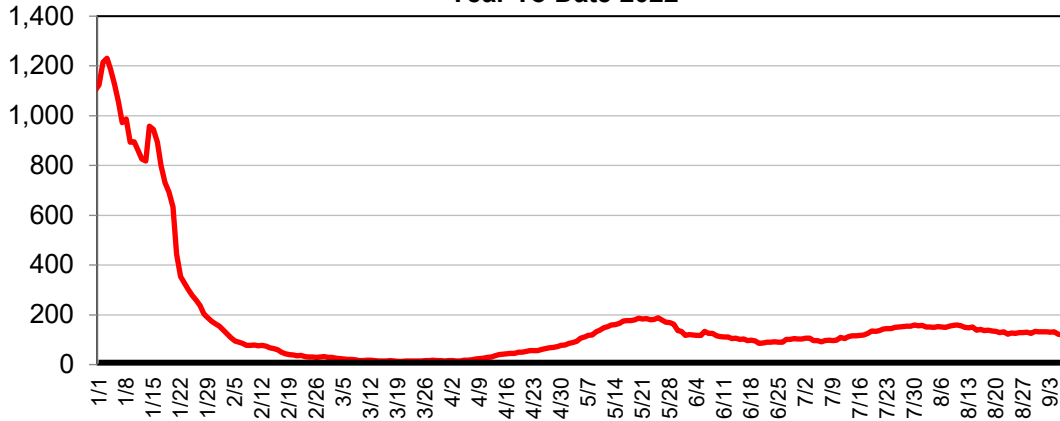




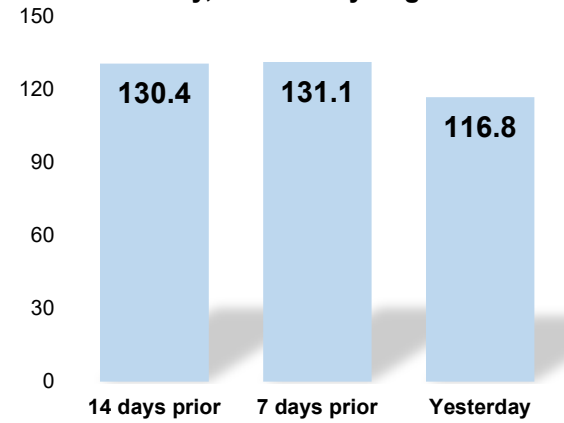
COVID-19 Summary Report For September 11, 2022

Date: 9/12/2022

7-Day Moving Average Case Counts,
Year To Date 2022



7-Day Avg. Number of Cases
Today, 7 & 14 Days Ago



Demographics:



Age of COVID-19 Cases

Age	Since 3/20	Last 60
0-4	2.9%	2.7%
5-10	4.1%	4.0%
11-14	3.6%	3.6%
15-18	5.1%	5.1%
19-40	37.7%	36.9%
41-59	27.4%	26.7%
60-69	11.3%	10.9%
70-79	6.3%	5.9%
80+	4.5%	4.2%



Sex of COVID-19 Cases

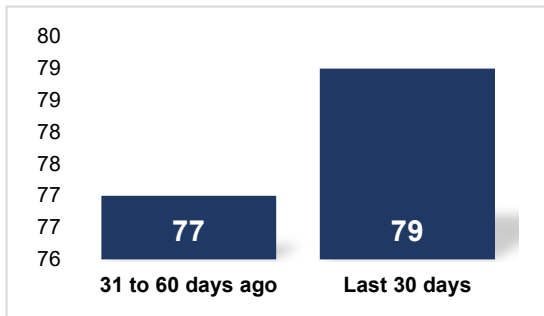
Sex	Since 3/20	Last 60
Female	54.0%	54.1%
Male	46.0%	45.9%



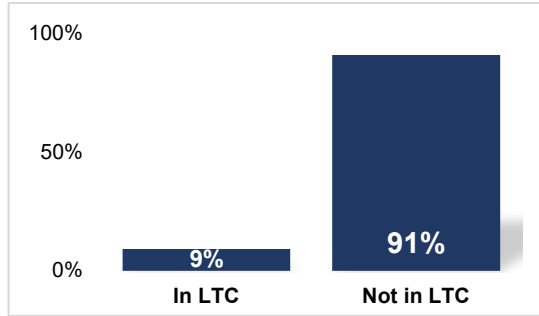
Race of COVID-19 Cases

Race	Since 3/20	Last 60
White	74.3%	75.3%
Black	17.8%	18.0%
Asian	4.5%	4.9%
Other	3.4%	1.7%

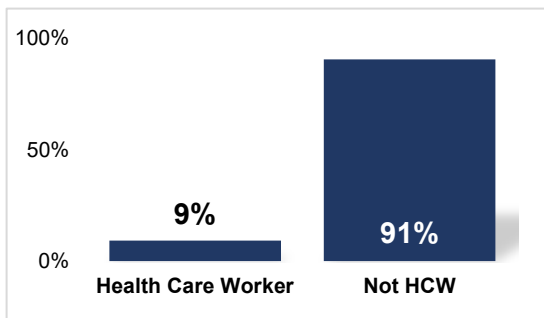
Number of COVID-19 Hospitalizations



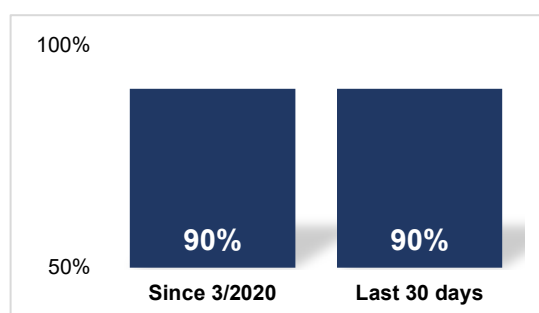
% of COVID-19 Cases In Long-Term Care



% of Health Care Workers With COVID-19

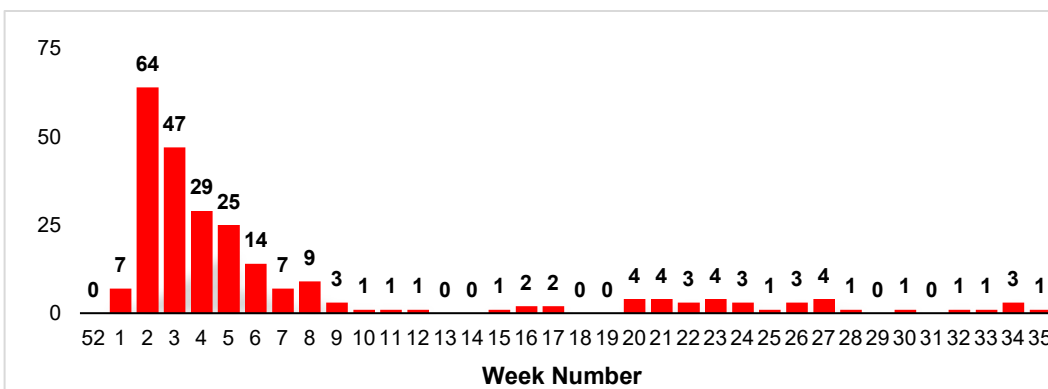


COVID-19 % of Cases With Symptoms



COVID-19 Weekly Deaths YTD 2022

(recent figures may be incomplete and subject to change)














































For more detailed information, please visit:

- [SCPH Maps & Data Dashboards](#)
- [SCPH Vaccine Information](#)
- [Ohio COVID-19 Dashboard](#)
- [Ohio COVID-19 Under 18 Dashboard](#)
- [CDC COVID County Data Tracker](#)
- [CDC COVID Variant Tracker](#)
- [CDC COVID-19 Community Profile](#)

Confirmed / Positive COVID-19 Cases By Zip Code

Current as of: September 11, 2022

Zip Code	2021				2022				Total 2021-22	Trend 	Rank 4q-20	Rank 4q-21
	Qtr1	Qtr2	Qtr3	Qtr4	Qtr1	Qtr2	Qtr3	Qtr4				
44056	386	89	165	893	423	265	218		2,439		21	21
44067	606	174	251	1,381	712	371	391		3,886		8	10
44087	647	187	367	1,735	780	597	495		4,808		5	7
44141	9	2	6	37	14	18	14		100		36	36
44202	123	29	65	322	132	94	102		867		27	28
44203	1,144	419	805	2,776	1,360	488	688		7,680		1	1
44216	218	58	159	490	283	94	101		1,403		22	22
44221	885	245	524	1,740	1,277	531	493		5,695		4	4
44223	591	146	296	1,091	713	334	269		3,440		16	16
44224	1,194	286	700	2,450	1,401	726	713		7,470		2	2
44236	790	167	344	1,460	999	637	452		4,849		7	6
44240	12	7	5	20	29	15	5		93		38	38
44250	37	10	30	54	52	7	16		206		34	35
44256	5			7	3	7	1		23		41	41
44260	76	24	79	209	110	33	25		556		30	33
44262	145	26	86	297	162	94	147		957		28	27
44264	86	25	61	194	115	64	53		598		32	32
44278	566	172	366	1,263	658	257	313		3,595		13	14
44281	18	5	10	9	15	5	9		71		39	39
44286	203	50	77	342	237	127	92		1,128		26	26
44301	325	217	261	932	515	194	208		2,652		18	20
44302	94	30	77	270	192	72	70		805		29	29
44303	205	74	94	468	249	171	125		1,386		23	23
44304	152	34	68	187	127	51	42		661		33	30
44305	546	319	429	1,359	857	282	373		4,165		9	8
44306	419	310	387	1,282	747	257	313		3,715		12	12
44307	158	126	113	465	272	85	137		1,356		24	24
44308	35	20	25	54	32	27	24		217		34	34
44309	18	12	10	30	12	7	8		97		37	37
44310	504	273	296	1,285	868	252	344		3,822		11	11
44311	168	93	113	372	239	104	74		1,163		25	25
44312	932	322	633	1,862	1,206	466	459		5,880		3	3
44313	727	222	363	1,600	1,062	527	443		4,944		6	5
44314	414	252	325	1,202	744	236	250		3,423		15	17
44319	672	212	424	1,321	870	323	316		4,138		10	9
44320	513	275	327	1,203	689	279	318		3,604		14	13
44321	490	127	290	919	642	366	312		3,146		19	18
44333	566	117	279	1,055	717	453	288		3,475		17	15
44614	4		7	9	7	2			29		39	40
44685	475	107	265	899	648	262	227		2,883		20	19
44720	102	31	63	201	109	57	56		619		31	31
Grand Total	15,260	5,294	9,245	33,745	20,279	9,237	8,984	0	102,044		--	--

The ranking columns show the ranking of each zip code by the number of confirmed / probable cases, with 1 indicating the zip code with the highest number of cases. A second column shows the rank of each zip code during the same time period from the year before. For example, "4q-20" and "4q-21" represent totals by zip code for the 4th quarter (October-December) of 2020 and 2021.