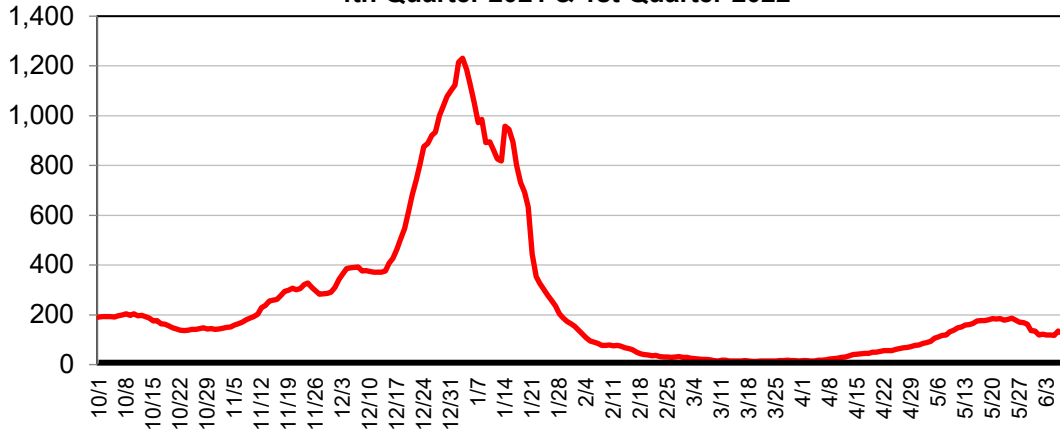




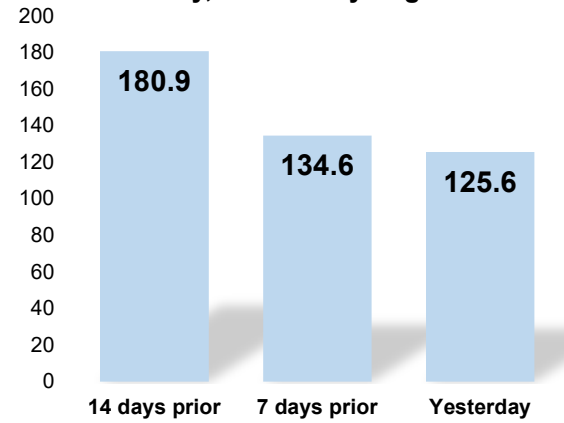
COVID-19 Summary Report For June 7, 2022

Date: 6/8/2022

7-Day Moving Average Case Counts,
4th Quarter 2021 & 1st Quarter 2022



7-Day Avg. Number of Cases
Today, 7 & 14 Days Ago



Demographics:



Age of COVID-19 Cases

Age	Since 3/20	Last 60
0-4	2.3%	2.3%
5-10	3.9%	3.8%
11-14	3.6%	3.6%
15-18	5.5%	5.4%
19-40	38.3%	37.5%
41-59	27.6%	27.0%
60-69	11.0%	10.7%
70-79	5.8%	5.7%
80+	4.2%	4.1%



Sex of COVID-19 Cases

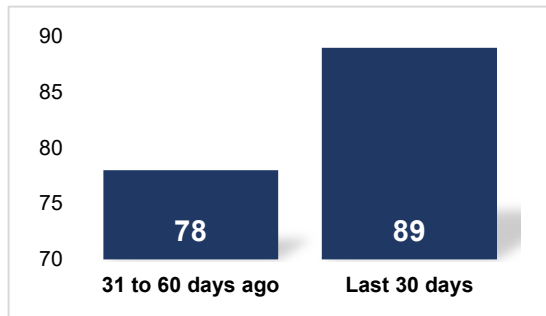
Sex	Since 3/20	Last 60
Female	54.0%	54.1%
Male	46.0%	45.9%



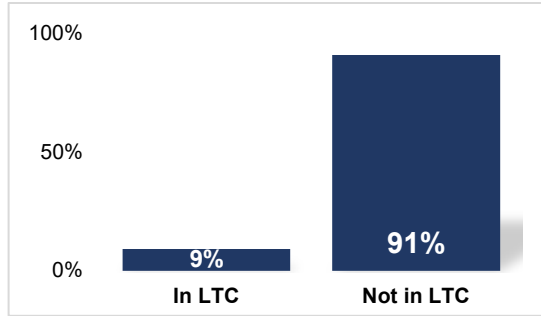
Race of COVID-19 Cases

Race	Since 3/20	Last 60
White	74.3%	75.3%
Black	17.8%	18.0%
Asian	4.5%	4.9%
Other	3.4%	1.7%

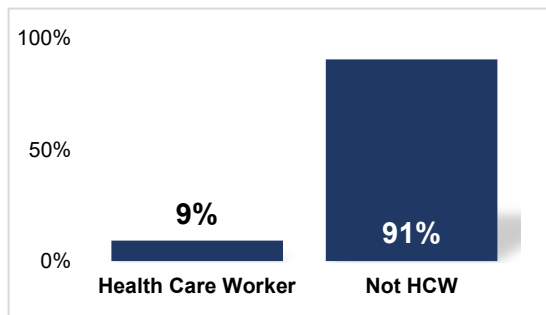
Number of COVID-19 Hospitalizations



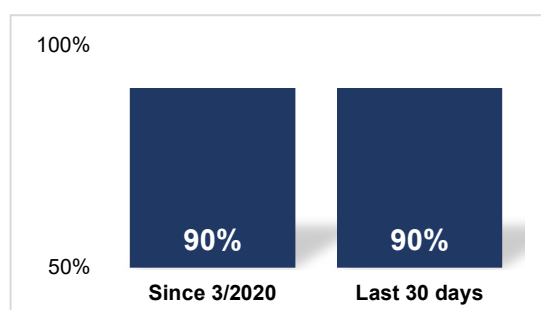
% of COVID-19 Cases In Long-Term Care



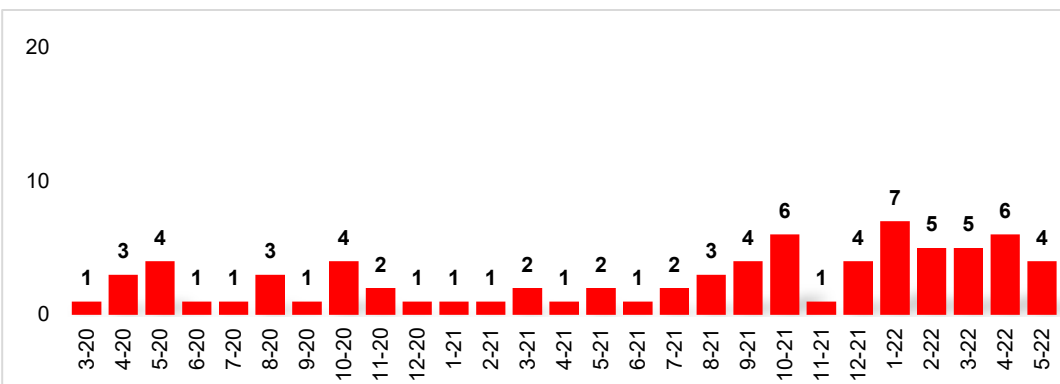
% of Health Care Workers With COVID-19



COVID-19 % of Cases With Symptoms



Deaths Caused by COVID-19
(recent figures may be incomplete and subject to change)














































For more detailed information, please visit:

- [SCPH Maps & Data Dashboards](#)
- [SCPH Vaccine Information](#)
- [Ohio COVID-19 Dashboard](#)
- [Ohio COVID-19 Under 18 Dashboard](#)
- [CDC COVID County Data Tracker](#)
- [CDC COVID Variant Tracker](#)
- [CDC COVID-19 Community Profile](#)

Confirmed / Positive COVID-19 Cases By Zip Code

Current as of: June 8, 2022

Zip Code	2021				2022				Total 2021-22	Trend 	Rank 4q-20	Rank 4q-21
	Qtr1	Qtr2	Qtr3	Qtr4	Qtr1	Qtr2	Qtr3	Qtr4				
44056	386	89	165	893	423	207			2,163		21	21
44067	606	174	251	1,381	712	278			3,402		8	11
44087	647	187	367	1,735	780	470			4,186		5	7
44141	9	2	6	37	14	14			82		36	38
44202	123	29	65	322	132	61			732		27	28
44203	1,144	419	805	2,776	1,360	351			6,855		1	1
44216	218	58	159	490	283	71			1,279		22	22
44221	885	245	524	1,740	1,277	387			5,058		4	4
44223	591	146	296	1,091	713	260			3,097		16	17
44224	1,194	286	700	2,450	1,401	558			6,589		2	2
44236	790	167	344	1,460	999	496			4,256		7	6
44240	12	7	5	20	29	14			87		38	36
44250	37	10	30	54	52	6			189		34	34
44256	5			7	3	3			18		41	41
44260	76	24	79	209	110	28			526		30	33
44262	145	26	86	297	162	73			789		28	27
44264	86	25	61	194	115	47			528		32	32
44278	566	172	366	1,263	658	207			3,232		13	13
44281	18	5	10	9	15	4			61		39	39
44286	203	50	77	342	237	103			1,012		26	26
44301	325	217	261	932	515	136			2,386		18	20
44302	94	30	77	270	192	63			726		29	29
44303	205	74	94	468	249	131			1,221		23	23
44304	152	34	68	187	127	39			607		33	30
44305	546	319	429	1,359	857	204			3,714		9	9
44306	419	310	387	1,282	747	192			3,337		12	12
44307	158	126	113	465	272	68			1,202		24	24
44308	35	20	25	54	32	20			186		34	35
44309	18	12	10	30	12	3			85		37	37
44310	504	273	296	1,285	868	194			3,420		11	10
44311	168	93	113	372	239	82			1,067		25	25
44312	932	322	633	1,862	1,206	347			5,302		3	3
44313	727	222	363	1,600	1,062	403			4,377		6	5
44314	414	252	325	1,202	744	177			3,114		15	15
44319	672	212	424	1,321	870	248			3,747		10	8
44320	513	275	327	1,203	689	224			3,231		14	14
44321	490	127	290	919	642	292			2,760		19	18
44333	566	117	279	1,055	717	372			3,106		17	16
44614	4		7	9	7	1			28		39	40
44685	475	107	265	899	648	198			2,592		20	19
44720	102	31	63	201	109	47			553		31	31
Grand Total	15,260	5,294	9,245	33,745	20,279	7,079	0	0	90,902		--	--

The ranking columns show the ranking of each zip code by the number of confirmed / probable cases, with 1 indicating the zip code with the highest number of cases. A second column shows the rank of each zip code during the same time period from the year before. For example, "4q-20" and "4q-21" represent totals by zip code for the 4th quarter (October-December) of 2020 and 2021.