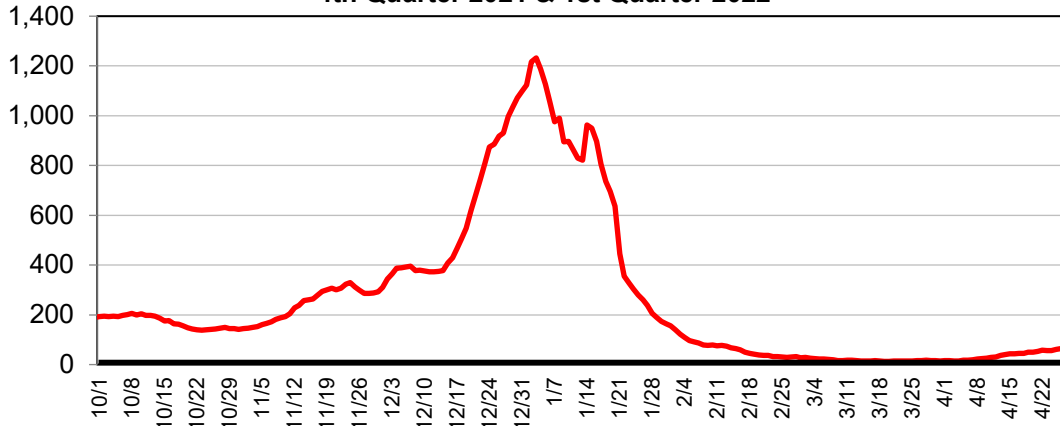




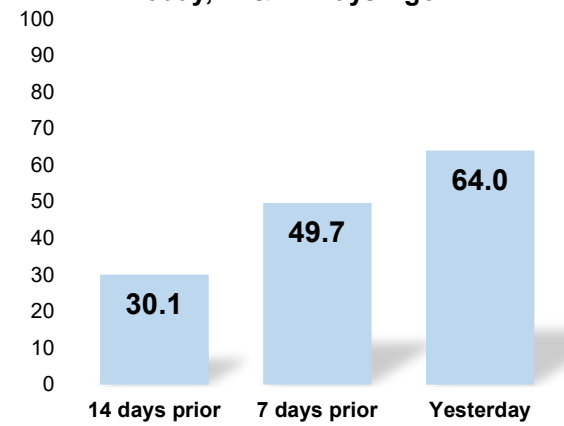
COVID-19 Summary Report For April 26, 2022

Date: 4/27/2022

7-Day Moving Average Case Counts,
4th Quarter 2021 & 1st Quarter 2022



7-Day Avg. Number of Cases
Today, 7 & 14 Days Ago



Demographics:



Age of COVID-19 Cases

Age	Since 3/20	Last 60
0-4	2.3%	2.3%
5-10	3.9%	3.8%
11-14	3.6%	3.5%
15-18	5.5%	5.4%
19-40	38.3%	37.5%
41-59	27.6%	26.9%
60-69	11.0%	10.7%
70-79	5.8%	5.7%
80+	4.3%	4.2%



Sex of COVID-19 Cases

Sex	Since 3/20	Last 60
Female	54.0%	54.1%
Male	46.0%	45.9%

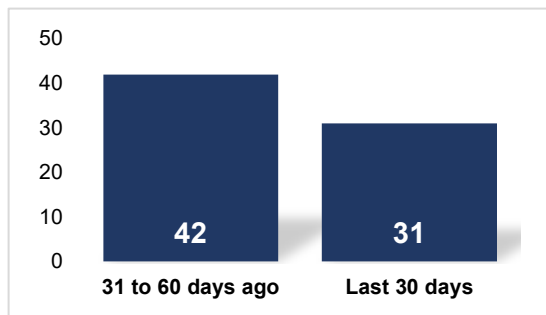


Race of COVID-19 Cases

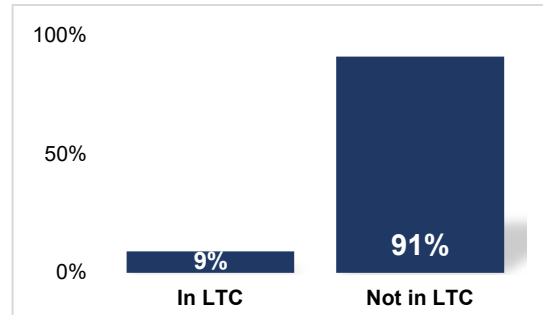
Race	Since 3/20	Last 60
White	74.3%	75.3%
Black	17.8%	18.0%
Asian	4.5%	4.9%
Other	3.4%	1.7%



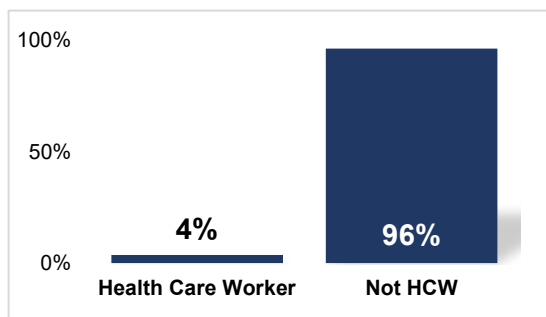
Number of
COVID-19
Hospitalizations



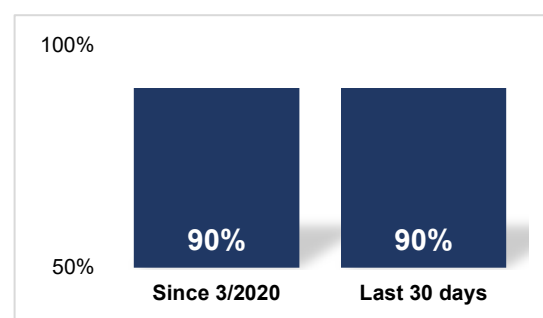
% of COVID-19 Cases In
Long-Term
Care



% of Health
Care Workers
With COVID-19

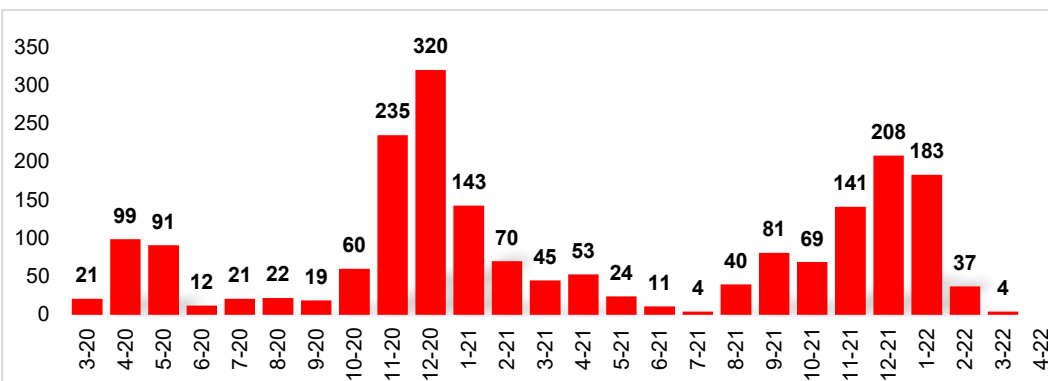


COVID-19
% of Cases
With
Symptoms



Deaths Caused by COVID-19

(recent figures
may be
incomplete and
subject to
change)














































For more detailed information, please visit:

- [SCPH Maps & Data Dashboards](#)
- [SCPH Vaccine Information](#)
- [Ohio COVID-19 Dashboard](#)
- [Ohio COVID-19 Under 18 Dashboard](#)
- [CDC COVID County Data Tracker](#)
- [CDC COVID Variant Tracker](#)
- [CDC COVID-19 Community Profile](#)

Confirmed / Positive COVID-19 Cases By Zip Code

Current as of: April 27, 2022

Zip Code	2021				2022				Total 2021-22	Trend 	Rank 4q-20	Rank 4q-21
	Qtr1	Qtr2	Qtr3	Qtr4	Qtr1	Qtr2	Qtr3	Qtr4				
44056	386	89	165	893	423	54			2,010		21	21
44067	606	174	251	1,381	712	64			3,188		8	11
44087	647	187	367	1,735	780	100			3,816		5	7
44141	9	2	6	37	14	3			71		36	38
44202	123	29	65	322	132	11			682		27	28
44203	1,144	419	805	2,776	1,360	42			6,546		1	1
44216	218	58	159	490	283	14			1,222		22	22
44221	885	245	524	1,740	1,277	71			4,742		4	4
44223	591	146	296	1,091	713	47			2,884		16	16
44224	1,194	286	700	2,450	1,401	96			6,127		2	2
44236	790	167	344	1,460	999	124			3,884		7	6
44240	12	7	5	20	29	1			74		38	37
44250	37	10	30	54	52	1			184		34	34
44256	5			7	3				15		41	41
44260	76	24	79	209	110	6			504		30	32
44262	145	26	86	297	162	11			727		28	27
44264	86	25	61	194	115	2			483		32	33
44278	566	172	366	1,263	658	27			3,052		13	13
44281	18	5	10	9	15				57		39	39
44286	203	50	77	342	237	12			921		26	26
44301	325	217	261	932	515	11			2,261		18	20
44302	94	30	77	270	192	17			680		29	29
44303	205	74	94	468	249	18			1,108		23	24
44304	152	34	68	187	127	5			573		33	30
44305	546	319	429	1,359	857	24			3,534		9	8
44306	419	310	387	1,282	747	26			3,171		12	12
44307	158	126	113	465	272	15			1,149		24	23
44308	35	20	25	54	32	3			169		34	35
44309	18	12	10	30	12				82		37	36
44310	504	273	296	1,285	868	37			3,263		11	10
44311	168	93	113	372	239	13			998		25	25
44312	932	322	633	1,862	1,206	48			5,003		3	3
44313	727	222	363	1,600	1,062	71			4,045		6	5
44314	414	252	325	1,202	744	21			2,958		15	15
44319	672	212	424	1,321	870	21			3,520		10	9
44320	513	275	327	1,203	689	26			3,033		14	14
44321	490	127	290	919	642	53			2,521		19	18
44333	566	117	279	1,055	717	58			2,792		17	17
44614	4		7	9	7				27		39	40
44685	475	107	265	899	648	29			2,423		20	19
44720	102	31	63	201	109	7			513		31	31
Grand Total	15,260	5,294	9,245	33,745	20,279	1,189	0	0	85,012		--	--

The ranking columns show the ranking of each zip code by the number of confirmed / probable cases, with 1 indicating the zip code with the highest number of cases. A second column shows the rank of each zip code during the same time period from the year before. For example, "4q-20" and "4q-21" represent totals by zip code for the 4th quarter (October-December) of 2020 and 2021.