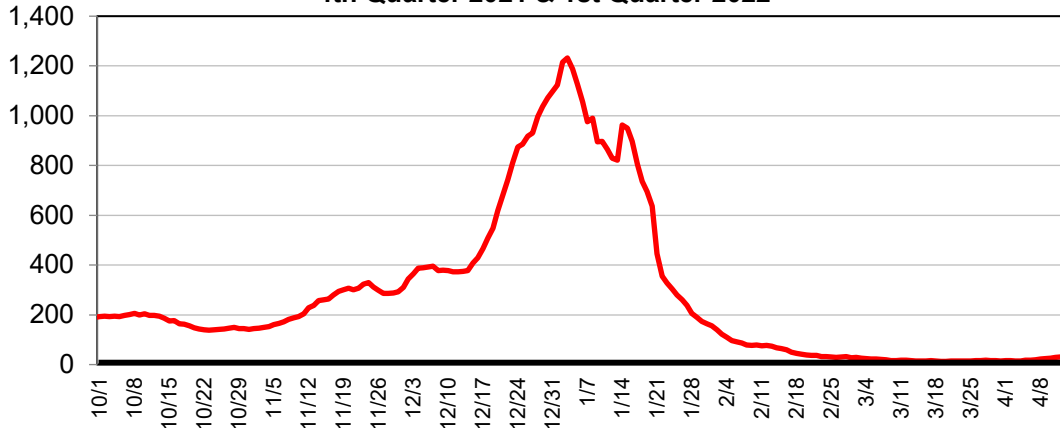




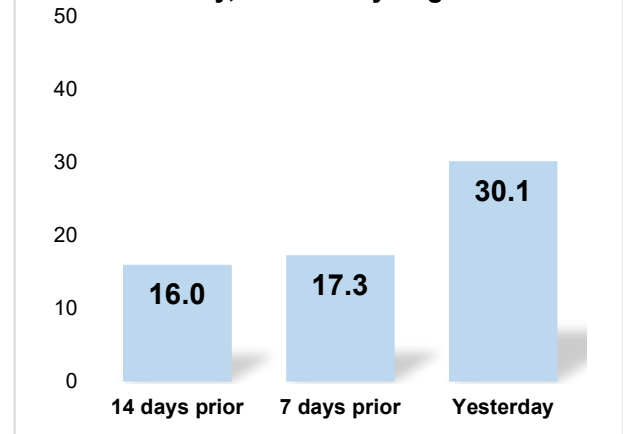
COVID-19 Summary Report For April 12, 2022

Date: 4/13/2022

7-Day Moving Average Case Counts,
4th Quarter 2021 & 1st Quarter 2022



7-Day Avg. Number of Cases
Today, 7 & 14 Days Ago



Demographics:



Age of COVID-19 Cases

Age	Since 3/20	Last 60
0-4	2.3%	2.3%
5-10	3.9%	3.8%
11-14	3.6%	3.5%
15-18	5.5%	5.4%
19-40	38.3%	37.5%
41-59	27.6%	26.9%
60-69	11.0%	10.7%
70-79	5.8%	5.7%
80+	4.3%	4.2%



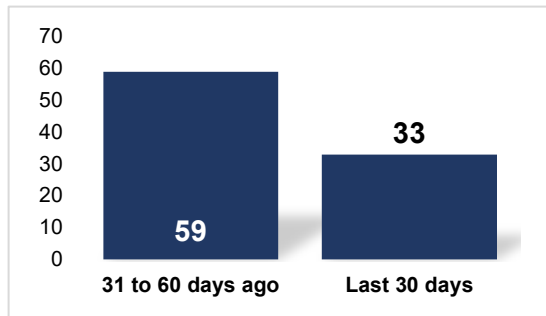
Sex of COVID-19 Cases

Sex	Since 3/20	Last 60
Female	54.0%	54.1%
Male	46.0%	45.9%

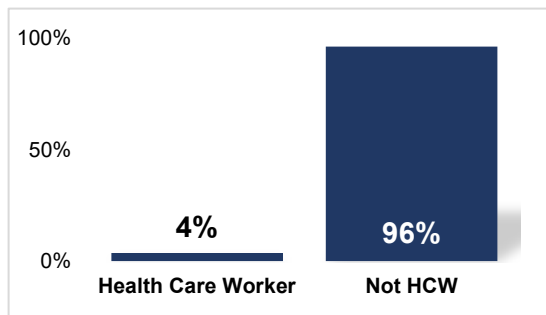
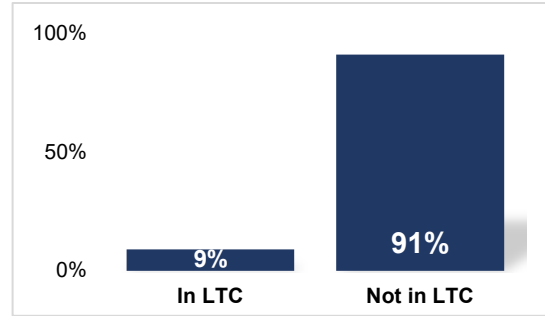


Race of COVID-19 Cases

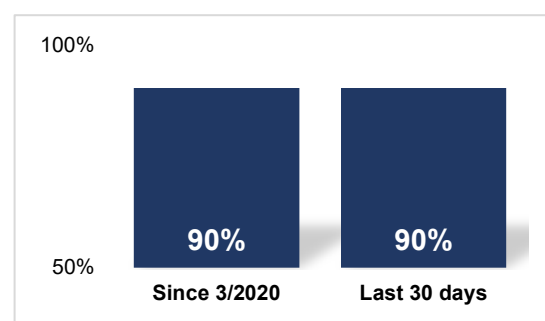
Race	Since 3/20	Last 60
White	74.3%	75.3%
Black	17.8%	18.0%
Asian	4.5%	4.9%
Other	3.4%	1.7%



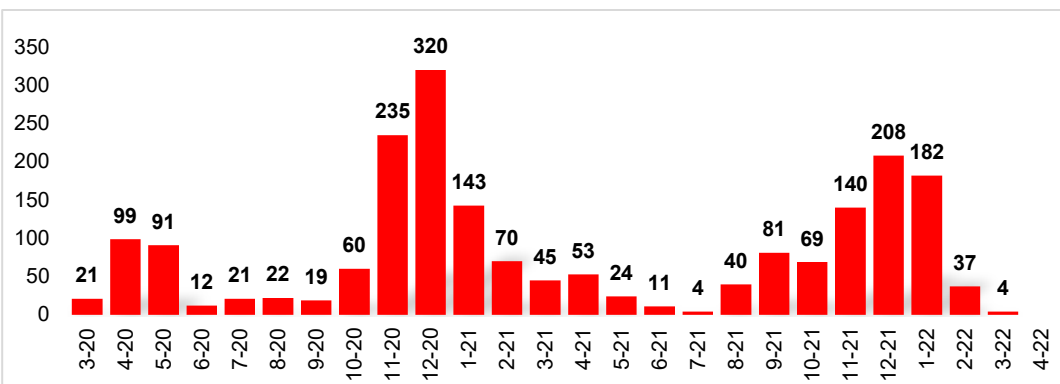
% of COVID-19 Cases In Long-Term Care



COVID-19 % of Cases With Symptoms



Deaths Caused by COVID-19
(recent figures may be incomplete and subject to change)














































For more detailed information, please visit:

- [SCPH Maps & Data Dashboards](#)
- [SCPH Vaccine Information](#)
- [Ohio COVID-19 Dashboard](#)
- [Ohio COVID-19 Under 18 Dashboard](#)
- [CDC COVID County Data Tracker](#)
- [CDC COVID Variant Tracker](#)
- [CDC COVID-19 Community Profile](#)

Confirmed / Positive COVID-19 Cases By Zip Code

Current as of: April 13, 2022

Zip Code	2021				2022				Total 2021-22	Trend 	Rank 4q-20	Rank 4q-21
	Qtr1	Qtr2	Qtr3	Qtr4	Qtr1	Qtr2	Qtr3	Qtr4				
44056	386	89	165	893	423	14			1,970		21	21
44067	606	174	251	1,381	712	20			3,144		8	12
44087	647	187	367	1,735	780	20			3,736		5	7
44141	9	2	6	37	14	2			70		36	38
44202	123	29	65	322	132	5			676		27	28
44203	1,144	419	805	2,776	1,360	17			6,521		1	1
44216	218	58	159	490	283	7			1,215		22	22
44221	885	245	524	1,740	1,277	15			4,686		4	4
44223	591	146	296	1,091	713	21			2,858		16	16
44224	1,194	286	700	2,450	1,401	26			6,057		2	2
44236	790	167	344	1,460	999	31			3,791		7	6
44240	12	7	5	20	29	1			74		38	37
44250	37	10	30	54	52				183		34	34
44256	5			7	3				15		41	41
44260	76	24	79	209	110	5			503		30	32
44262	145	26	86	297	162	3			719		28	27
44264	86	25	61	194	115				481		32	33
44278	566	172	366	1,263	658	5			3,030		13	13
44281	18	5	10	9	15				57		39	39
44286	203	50	77	342	237	2			911		26	26
44301	325	217	261	932	515	3			2,253		18	20
44302	94	30	77	270	192	5			668		29	29
44303	205	74	94	468	249	8			1,098		23	24
44304	152	34	68	187	127	2			570		33	30
44305	546	319	429	1,359	857	10			3,520		9	8
44306	419	310	387	1,282	747	12			3,157		12	11
44307	158	126	113	465	272	4			1,138		24	23
44308	35	20	25	54	32	1			167		34	35
44309	18	12	10	30	12				82		37	36
44310	504	273	296	1,285	868	17			3,243		11	10
44311	168	93	113	372	239	3			988		25	25
44312	932	322	633	1,862	1,206	15			4,970		3	3
44313	727	222	363	1,600	1,062	23			3,997		6	5
44314	414	252	325	1,202	744	8			2,945		15	15
44319	672	212	424	1,321	870	6			3,505		10	9
44320	513	275	327	1,203	689	9			3,016		14	14
44321	490	127	290	919	642	16			2,484		19	18
44333	566	117	279	1,055	717	15			2,749		17	17
44614	4		7	9	7				27		39	40
44685	475	107	265	899	648	11			2,405		20	19
44720	102	31	63	201	109	3			509		31	31
Grand Total	15,260	5,294	9,245	33,745	20,279	365	0	0	84,188		--	--

The ranking columns show the ranking of each zip code by the number of confirmed / probable cases, with 1 indicating the zip code with the highest number of cases. A second column shows the rank of each zip code during the same time period from the year before. For example, "4q-20" and "4q-21" represent totals by zip code for the 4th quarter (October-December) of 2020 and 2021.